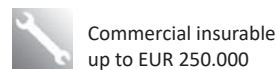
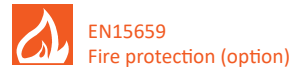
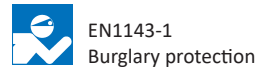




Fig. Safe DWS1200KB, hinge right
2 x N-Lock La Gard 3390VZ (3 wheels), 2 shelves



[Safes]

[Type DWSKB]

In addition to the DWS series features, DWSKB series safes provide additional protection against burglars armed with diamond core drills thanks to their special structural wall design. Safes weighing less than 1.000 kg must be anchored.

[Product information]


Hinge	DIN right – model designation R (DWS1902KB, DWS1904KB double-doored) option: DIN left
Door opening angle	180°
Body	double-walled, reinforced, with core drill protection, filled with armoured, high resistant barrier material
Door structure	triple-walled, reinforced, with core drill protection, with armoured, high resistant barrier material, internal boltwork protected by sheets of hardened steel to give extra anti-drill resistance
Locking mechanism	three-way moving boltwork with large steel bolts, protected by glass plate with additional emergency re-locks, fix engaging steel bolts on the hinge side
Anchoring	fitted for floor anchoring anchoring bolts and shields are supplied for DWS0849KB, DWS0850KB option: additional anchoring holes (customer specifies position)
Alarm connection	VdS-certified cable channels to allow connection to a burglar alarm system
Colour	inside and outside RAL 7037 dusty grey option: special colour according to RAL
Lock	safes in grades IV and higher have to be equipped with at least 2 certified locks any set of locks (from VdS class 2 up) is possible
Equipment	shelf adjustable (height setting 69 mm, DWS0849 60 mm) option: additional shelf, inside locker option (from DWS0850KB up): drawer, pull-out shelf
Accessories	option: fire protection door rebate seals, alarm switch set, interior lighting
Option	additional certified fire protection LFS60 – except models: DWS0849KB, DWS1902KB, DWS1904KB bolted version from Model DWS1000KB up – assembly on site

Model	Outside dimensions h x w x d (mm)	Inside dimensions h x w x d (mm)	SH	Volume (l)	Weight (appr. kg)
DWS0849KBR	848 x 645 x 565	695 x 495 x 320	1	110	635
DWS0850KBR	848 x 810 x 725	695 x 660 x 480	1	220	875
DWS1000KBR	1003 x 810 x 725	850 x 660 x 480	2	269	1030
DWS1200KBR	1193 x 810 x 725	1040 x 660 x 480	2	329	1150
DWS1600KBR	1538 x 810 x 725	1385 x 660 x 480	3	439	1405
DWS1901KBR	1883 x 810 x 725	1730 x 660 x 480	4	548	1680
DWS1903KBR	1883 x 1110 x 725	1730 x 960 x 480	4	797	2090
DWS1902KB	1883 x 1110 x 725	1730 x 960 x 480	4	797	2130
DWS1904KB	1883 x 1415 x 725	1730 x 1265 x 480	4	1050	2550

SH = Shelf

Please add 60 mm to the listed outside depth for mountings.

[Equipment options]



DWS0849KB DWS0850KB DWS1000KB DWS1200KB DWS1600KB DWS1901KB DWS1903/1902KB DWS1904KB