

DESIGNED IN AUSTRIA
MADE IN EUROPE
EN1143-1
 according to safe type

Domestic insurable
 according to safe type
 Commercial insurable
 according to safe type

Fig. Demountable version



[Safes that can be dismantled]

Safes that can be dismantled are offered in resistance levels III-VKB (types CWS to EWSKB) and are ideally suited for difficult transport, delivery, and installation situations. The cabinets are manufactured and delivered in elements. The assembly takes place on site at the place of installation by bolting the elements together.

[Product information]

All Wertheim safes in VdS Grade III-VKB (type series CWS, DWS, DWSKB, EWS, EWSKB) from model size 1000 can be optionally produced in a demountable version. Models that can be dismantled are additionally given a Z in the model designation.

Safes that can be dismantled have the same internal dimensions as the standard models. However, the external dimensions are different: an additional 20 mm needs to be taken into consideration in the external height and width and an additional 10 mm for the external depth (see table of dimensions). All equipment variations for the standard models are also possible for the demountable version.

Please note that optional fire protection is not available in the demountable versions.

Detailed information on the safes CWS, DWS, DWSKB, EWS, EWSKB can be found on the following pages.

Model	Outside dimensions	Inside dimensions	Volume (l)	Weight (appr. kg)
	h x w x d (mm)	h x w x d (mm)		
CWS1000Z (R/L)	1023 x 830 x 735	850 x 660 x 480	269	1150
CWS1200Z (R/L)	1213 x 830 x 735	1040 x 660 x 480	329	1265
CWS1600Z (R/L)	1558 x 830 x 735	1385 x 660 x 480	439	1553
CWS1901Z (R/L)	1903 x 830 x 735	1730 x 660 x 480	548	1863
CWS1903Z (R/L)	1903 x 1130 x 735	1730 x 960 x 480	797	2300
CWS1902Z	1903 x 1130 x 735	1730 x 960 x 480	797	2346
CWS1904Z	1903 x 1435 x 735	1730 x 1265 x 480	1050	2806
DWS1000(KB)Z (R/L)	1023 x 830 x 735	850 x 660 x 480	269	1173
DWS1200(KB)Z (R/L)	1213 x 830 x 735	1040 x 660 x 480	329	1311
DWS1600(KB)Z (R/L)	1558 x 830 x 735	1385 x 660 x 480	439	1599
DWS1901(KB)Z (R/L)	1903 x 830 x 735	1730 x 660 x 480	548	1909
DWS1903(KB)Z (R/L)	1903 x 1130 x 735	1730 x 960 x 480	797	2369
DWS1902(KB)Z	1903 x 1130 x 735	1730 x 960 x 480	797	2415
DWS1904(KB)Z	1903 x 1435 x 735	1730 x 1265 x 480	1050	2887
EWS1000(KB)Z (R/L)	1023 x 830 x 735	850 x 660 x 480	269	1208
EWS1200(KB)Z (R/L)	1213 x 830 x 735	1040 x 660 x 480	329	1392
EWS1600(KB)Z (R/L)	1558 x 830 x 735	1385 x 660 x 480	439	1714
EWS1901(KB)Z (R/L)	1903 x 830 x 735	1730 x 660 x 480	548	2036
EWS1903(KB)Z (R/L)	1903 x 1130 x 735	1730 x 960 x 480	797	2530
EWS1902(KB)Z	1903 x 1130 x 735	1730 x 960 x 480	797	2576
EWS1904(KB)Z	1903 x 1435 x 735	1730 x 1265 x 480	1050	3082

R = right, L = left

Please add 60 mm to the listed outside depth for mountings.

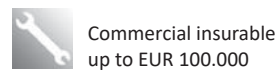
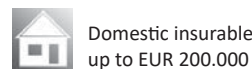
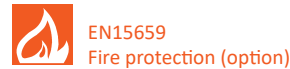
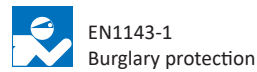


Fig. Safe CWS1901, hinge left
E-Lock La Gard Combogard PRO, 4 shelves

[Safes]

[Type CWS]

A distinctive feature of the CWS series safes is their solid construction plus their size (CWS 1902 and CWS1904 double-doored) and they are available with optional fire protection – tested and certified in grade LFS60. Safes weighing less than 1.000 kg must be anchored.

[Product information]

Hinge	DIN right – model designation R (CWS1902, CWS1904 double-doored) option: DIN left
Door opening angle	180°
Body	double-walled, reinforced, filled with armoured, high resistant barrier material
Door structure	triple-walled, reinforced, filled with armoured, high resistant barrier material, internal boltwork protected by sheets of hardened steel to give extra anti-drill resistance
Locking mechanism	three-way moving boltwork with large steel bolts, protected by glass plate with additional emergency re-lockers, fix engaging steel bolts on the hinge side
Anchoring	fitted for floor anchoring anchoring bolts and shields are supplied for CWS0849, CWS0850 option: additional anchoring holes (customer specifies position)
Alarm connection	VdS-certified cable channels to allow connection to a burglar alarm system
Colour	inside and outside RAL 7037 dusty grey option: special colour according to RAL
Lock	model designation K – double-bit lock VdS class 2, S+G, 1 key guide tube, 2 bits model designation E – electronic lock VdS class 2, M-Locks EM3520 option: other lock models (primary lock or possible secondary locks)
Equipment	shelf adjustable (height setting 69 mm, CWS0849 60 mm) option: additional shelf, inside locker option (from CWS0850 up): drawer, pull-out shelf
Accessories	option: fire protection door rebate seals, alarm switch set, interior lighting
Option	additional certified fire protection LFS60 – except models: CWS0849, CWS1902, CWS1904 bolted version from Model CWS1000 up – assembly on site

Model	Outside dimensions		Inside dimensions		SH	Volume	Weight		
	h x w x d (mm)		h x w x d (mm)					(l)	(appr. kg)
CWS0849RK / CWS0849RE	848 x	645 x	565	695 x	495 x	320	110	625	
CWS0850RK / CWS0850RE	848 x	810 x	725	695 x	660 x	480	1	220	865
CWS1000RK / CWS1000RE	1003 x	810 x	725	850 x	660 x	480	2	269	1010
CWS1200RK / CWS1200RE	1193 x	810 x	725	1040 x	660 x	480	2	329	1110
CWS1600RK / CWS1600RE	1538 x	810 x	725	1385 x	660 x	480	3	439	1365
CWS1901RK / CWS1901RE	1883 x	810 x	725	1730 x	660 x	480	4	548	1640
CWS1903RK / CWS1903RE	1883 x	1110 x	725	1730 x	960 x	480	4	797	2030
CWS1902K / CWS1902E	1883 x	1110 x	725	1730 x	960 x	480	4	797	2070
CWS1904K / CWS1904E	1883 x	1415 x	725	1730 x	1265 x	480	4	1050	2480

SH = Shelf

Please add 60 mm to the listed outside depth for mountings.

[Equipment options]



CWS0849 CWS0850 CWS1000 CWS1200 CWS1600 CWS1901 CWS1903/1902 CWS1904

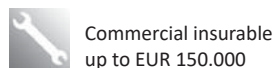
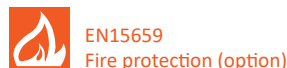
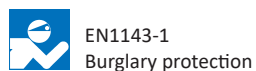


Fig. Safe DWS0850, hinge right
E-Lock Kaba Paxos advance Set 1 (keypad) + Set 5, 1 shelf

[Safes]

[Type DWS]

A distinctive feature of the DWS series safes is their solid construction plus their size (DWS 1902 and DWS1904 double-doored) and they are available with optional fire protection – tested and certified in grade LFS60. Safes weighing less than 1.000 kg must be anchored.

[Product information]

Hinge	DIN right – model designation R (DWS1902, DWS1904 double-doored) option: DIN left
Door opening angle	180°
Body	double-walled, reinforced, filled with armoured, high resistant barrier material
Door structure	triple-walled, reinforced, filled with armoured, high resistant barrier material, internal boltwork protected by sheets of hardened steel to give extra anti-drill resistance
Locking mechanism	three-way moving boltwork with large steel bolts, protected by glass plate with additional emergency re-locks, fix engaging steel bolts on the hinge side
Anchoring	fitted for floor anchoring anchoring bolts and shields are supplied for DWS0849, DWS0850 option: additional anchoring holes (customer specifies position)
Alarm connection	VdS-certified cable channels to allow connection to a burglar alarm system
Colour	inside and outside RAL 7037 dusty grey option: special colour according to RAL
Lock	safes in grades IV and higher have to be equipped with at least 2 certified locks any set of locks (from VdS class 2 up) is possible
Equipment	shelf adjustable (height setting 69 mm, DWS0849 60 mm) option: additional shelf, inside locker option (from DWS0850 up): drawer, pull-out shelf
Accessories	option: fire protection door rebate seals, alarm switch set, interior lighting
Option	additional certified fire protection LFS60 – except models: DWS0849, DWS1902, DWS1904 bolted version from Model DWS1000 up – assembly on site

Model	Outside dimensions h x w x d (mm)	Inside dimensions h x w x d (mm)	SH	Volume (l)	Weight (appr. kg)
DWS0849R	848 x 645 x 565	695 x 495 x 320	1	110	635
DWS0850R	848 x 810 x 725	695 x 660 x 480	1	220	875
DWS1000R	1003 x 810 x 725	850 x 660 x 480	2	269	1030
DWS1200R	1193 x 810 x 725	1040 x 660 x 480	2	329	1150
DWS1600R	1538 x 810 x 725	1385 x 660 x 480	3	439	1405
DWS1901R	1883 x 810 x 725	1730 x 660 x 480	4	548	1680
DWS1903R	1883 x 1110 x 725	1730 x 960 x 480	4	797	2090
DWS1902	1883 x 1110 x 725	1730 x 960 x 480	4	797	2130
DWS1904	1883 x 1415 x 725	1730 x 1265 x 480	4	1050	2550

SH = Shelf

Please add 60 mm to the listed outside depth for mountings.

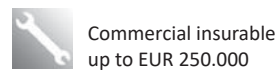
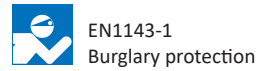
[Equipment options]



DWS0849 DWS0850 DWS1000 DWS1200 DWS1600 DWS1901 DWS1903/1902 DWS1904



Fig. Safe DWS1200KB, hinge right
2 x N-Lock La Gard 3390VZ (3 wheels), 2 shelves



[Safes]

[Type DWSKB]

In addition to the DWS series features, DWSKB series safes provide additional protection against burglars armed with diamond core drills thanks to their special structural wall design. Safes weighing less than 1.000 kg must be anchored.

[Product information]

Hinge	DIN right – model designation R (DWS1902KB, DWS1904KB double-doored) option: DIN left
Door opening angle	180°
Body	double-walled, reinforced, with core drill protection, filled with armoured, high resistant barrier material
Door structure	triple-walled, reinforced, with core drill protection, with armoured, high resistant barrier material, internal boltwork protected by sheets of hardened steel to give extra anti-drill resistance
Locking mechanism	three-way moving boltwork with large steel bolts, protected by glass plate with additional emergency re-locks, fix engaging steel bolts on the hinge side
Anchoring	fitted for floor anchoring anchoring bolts and shields are supplied for DWS0849KB, DWS0850KB option: additional anchoring holes (customer specifies position)
Alarm connection	VdS-certified cable channels to allow connection to a burglar alarm system
Colour	inside and outside RAL 7037 dusty grey option: special colour according to RAL
Lock	safes in grades IV and higher have to be equipped with at least 2 certified locks any set of locks (from VdS class 2 up) is possible
Equipment	shelf adjustable (height setting 69 mm, DWS0849 60 mm) option: additional shelf, inside locker option (from DWS0850KB up): drawer, pull-out shelf
Accessories	option: fire protection door rebate seals, alarm switch set, interior lighting
Option	additional certified fire protection LFS60 – except models: DWS0849KB, DWS1902KB, DWS1904KB bolted version from Model DWS1000KB up – assembly on site

Model	Outside dimensions h x w x d (mm)	Inside dimensions h x w x d (mm)	SH	Volume (l)	Weight (appr. kg)
DWS0849KBR	848 x 645 x 565	695 x 495 x 320	1	110	635
DWS0850KBR	848 x 810 x 725	695 x 660 x 480	1	220	875
DWS1000KBR	1003 x 810 x 725	850 x 660 x 480	2	269	1030
DWS1200KBR	1193 x 810 x 725	1040 x 660 x 480	2	329	1150
DWS1600KBR	1538 x 810 x 725	1385 x 660 x 480	3	439	1405
DWS1901KBR	1883 x 810 x 725	1730 x 660 x 480	4	548	1680
DWS1903KBR	1883 x 1110 x 725	1730 x 960 x 480	4	797	2090
DWS1902KB	1883 x 1110 x 725	1730 x 960 x 480	4	797	2130
DWS1904KB	1883 x 1415 x 725	1730 x 1265 x 480	4	1050	2550

SH = Shelf

Please add 60 mm to the listed outside depth for mountings.

[Equipment options]



DWS0849KB DWS0850KB DWS1000KB DWS1200KB DWS1600KB DWS1901KB DWS1903/1902KB DWS1904KB

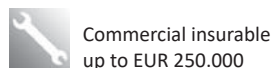
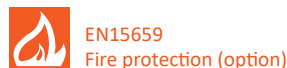
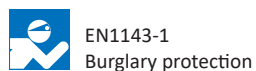


Fig. Safe EWS1000, hinge right
2 x K-Lock S+G adjustable each 1 key guide tube 2 bits, 2 shelves

[Safes]

[Type EWS]

EWS series safes are designed for total protection and offer Wertheim's usual level of high security. They are available with optional fire protection – tested and certified according to LFS60. Safes weighing less than 1.000 kg must be anchored.

[Product information]

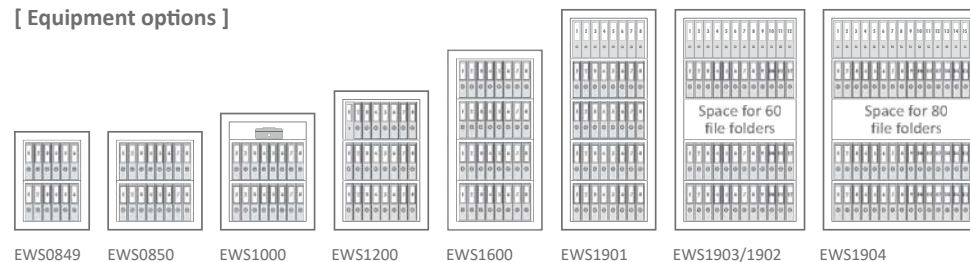
Hinge	DIN right – model designation R (EWS1902, EWS1904 double-doored) option: DIN left
Door opening angle	180°
Body	double-walled, reinforced, filled with armoured, high resistant barrier material
Door structure	triple-walled, reinforced, filled with armoured, high resistant barrier material, internal boltwork protected by sheets of hardened steel to give extra anti-drill resistance
Locking mechanism	three-way moving boltwork with large steel bolts, protected by glass plate with additional emergency re-locks, fix engaging steel bolts on the hinge side
Anchoring	fitted for floor anchoring anchoring bolts and shields are supplied for EWS0849, EWS0850 option: additional anchoring holes (customer specifies position)
Alarm connection	VdS-certified cable channels to allow connection to a burglar alarm system
Colour	inside and outside RAL 7037 dusty grey option: special colour according to RAL
Lock	safes in grades IV and higher have to be equipped with at least 2 certified locks any set of locks (from VdS class 2 up) is possible
Equipment	shelf adjustable (height setting 69 mm, EWS0849 60 mm) option: additional shelf, inside locker option (from EWS0850 up): drawer, pull-out shelf
Accessories	option: fire protection door rebate seals, alarm switch set, interior lighting
Option	additional certified fire protection LFS60P – except models: EWS0849, EWS1902, EWS1904 bolted version from Model EWS1000 up to – assembly on site

Model	Outside dimensions			Inside dimensions			SH	Volume	Weight
	h x w x d (mm)			h x w x d (mm)				(l)	(appr. kg)
EWS0849R	848 x	645 x	565	695 x	495 x	320	1	110	665
EWS0850R	848 x	810 x	725	695 x	660 x	480	1	220	935
EWS1000R	1003 x	810 x	725	850 x	660 x	480	2	269	1060
EWS1200R	1193 x	810 x	725	1040 x	660 x	480	2	329	1220
EWS1600R	1538 x	810 x	725	1385 x	660 x	480	3	439	1505
EWS1901R	1883 x	810 x	725	1730 x	660 x	480	4	548	1790
EWS1903R	1883 x	1110 x	725	1730 x	960 x	480	4	797	2230
EWS1902	1883 x	1110 x	725	1730 x	960 x	480	4	797	2270
EWS1904	1883 x	1415 x	725	1730 x	1265 x	480	4	1050	2720

SH = Shelf

Please add 60 mm to the listed outside depth for mountings.

[Equipment options]



EWS0849 EWS0850 EWS1000 EWS1200 EWS1600 EWS1901 EWS1903/1902 EWS1904

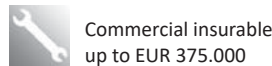

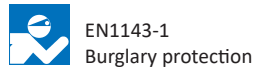


Fig. Safe EWS1600KB, hinge right
E-Lock Mauer Combi B 90, K-Lock S+G 1 key guide tube 2 bits, 1 inside locker, 1 shelf

[Safes]

[Type EWSKB]

In addition to the EWS series features, EWSKB series safes provide additional protection against burglars armed with diamond core drills thanks to their special structural wall design. Safes weighing less than 1.000 kg must be anchored.

[Product information]

Hinge	DIN right – model designation R (EWS1902KB, EWS1904KB double-doored) option: DIN left
Door opening angle	180°
Body	double-walled, reinforced, with core drill protection, filled with armoured, high resistant barrier material
Door structure	triple-walled, reinforced, with core drill protection, filled with armoured, high resistant barrier material, internal boltwork protected by sheets of hardened steel to give extra anti-drill resistance
Locking mechanism	three-way moving boltwork with large steel bolts, protected by glass plate with additional emergency re-lockers, fix engaging steel bolts on the hinge side
Anchoring	fitted for floor anchoring anchoring bolts and shields are supplied for EWS0849KB, EWS0850KB option: additional anchoring holes (customer specifies position)
Alarm connection	VdS-certified cable channels to allow connection to a burglar alarm system
Colour	inside and outside RAL 7037 dusty grey option: special colour according to RAL
Lock	safes in grades IV and higher have to be equipped with at least 2 certified locks any set of locks (from VdS class 2 up) is possible
Equipment	shelf adjustable (height setting 69 mm, EWS0849 60 mm) option: additional shelf, inside locker option (from EWS0850KB up): drawer, pull-out shelf
Accessories	option: fire protection door rebate seals, alarm switch set, interior lighting
Option	additional certified fire protection LFS60P – except models: EWS0849KB, EWS1902KB, EWS1904KB bolted version from Model EWS1000KB up – assembly on site

Model	Outside dimensions h x w x d (mm)	Inside dimensions h x w x d (mm)	SH	Volume (l)	Weight (appr. kg)
EWS0849KBR	848 x 645 x 565	695 x 495 x 320	1	110	665
EWS0850KBR	848 x 810 x 725	695 x 660 x 480	1	220	935
EWS1000KBR	1003 x 810 x 725	850 x 660 x 480	2	269	1060
EWS1200KBR	1193 x 810 x 725	1040 x 660 x 480	2	329	1220
EWS1600KBR	1538 x 810 x 725	1385 x 660 x 480	3	439	1505
EWS1901KBR	1883 x 810 x 725	1730 x 660 x 480	4	548	1790
EWS1903KBR	1883 x 1110 x 725	1730 x 960 x 480	4	797	2230
EWS1902KB	1883 x 1110 x 725	1730 x 960 x 480	4	797	2270
EWS1904KB	1883 x 1415 x 725	1730 x 1265 x 480	4	1050	2720

SH = Shelf

Please add 60 mm to the listed outside depth for mountings.

[Equipment options]



EWS0849KB EWS0850KB EWS1000KB EWS1200KB EWS1600KB EWS1901KB EWS1903/1902KB EWS1904KB