

Burglary protection according to safe type



Fire protection (option) according to safe type



Domestic insurable according to safe type



Commercial insurable according to safe type

Fig. Safe deposit safe CWS1901, K-Lock Cawi 2 keys (95 mm), E-Lock Kaba Paxos advance Set 1 (keypas) + Set 5, 2 inside lockers, 32 deposit boxes



Lock SSM140
Magnetic lock
mechanical



Lock SSM120
Cylindric lock
mechanical



Lock SSE120
Cylindric lock
electronic

[Standard safe boxes]

Locking device	each box has a double lock there is one bank lock (control lock) equal for the whole installation and one customer lock for each of the box doors
Lock	magnetic lock or cylindric lock (mechanical / electronic)
Key	for each installation 2 bank keys and 2 customer keys for each safe box
Surface	stainless steel

[Safe deposit safes]

Safes with built in deposit boxes are produced in different resistance grades. The deposit boxes are customized in blocks. If desired, the arrangement of the box sizes within the block level can be chosen in 50 mm steps. Unrestricted access to the deposit boxes is possible once the door has been opened to at least 90°.

[Product information of the safes]

All Wertheim safes in resistance grade VdS III-VKB (types CWS, DWS, DWSKB, EWS, EWSKB) from model size 1600 up are prepared for the installation of safe deposit boxes. Model selection depends upon the required insurance class. Safe deposit safes in VdS grade I or II upon request.

Detailed information on the safes CWS, DWS, DWSKB, EWS, EWSKB can be found on the following pages.

Please note that for safes with safe deposit boxes, 55 mm must be added to the specified external width for models with one hinge, and 110 mm must be added to the specified external width for double-doored models. Furthermore, the weights of safe deposit boxes are not included in the shown safe weights. Models with safe deposit boxes installed are indicated in the model name by an additional S.

[Example safe deposit safe CWS1901]

Security class	burglary protection EN1143-1, VdS: Grade III, ECB-S: Grade III, VSÖ: Class EN 3
Hinge	right
Door opening angle	180°
Body	double-walled, reinforced, filled with armoured, high resistant barrier material
Door structure	triple-walled, reinforced, filled with armoured, high resistant barrier material, internal boltwork protected by sheets of hardened steel to give extra anti-drill resistance
Locking mechanism	three-way moving boltwork with large steel bolts, protected by glass plate with additional emergency re-lockers, fix engaging steel bolts on the hinge side
Alarm connection	VdS-certified cable channels to allow connection to a burglar alarm system
Colour	inside and outside RAL 7037 dusty grey option: special colour according to RAL
Lock	E-Lock Kaba Paxos advance Set 1 (keypad) + Set 5 option: other lock combinations
Equipment	inside locker, 360 mm high 32 deposit boxes with magnetic locks
Accessories	option: fire protection door rebate seals, alarm switch set, interior lighting



Fig. Safe cassette
also suitable for storing DIN folders and envelopes (DIN C4 format)!

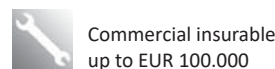
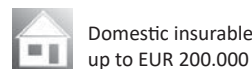
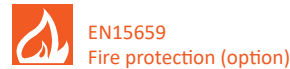
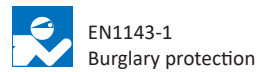


Fig. Safe CWS1901, hinge left
E-Lock La Gard Combogard PRO, 4 shelves

[Safes]

[Type CWS]

A distinctive feature of the CWS series safes is their solid construction plus their size (CWS 1902 and CWS1904 double-doored) and they are available with optional fire protection – tested and certified in grade LFS60. Safes weighing less than 1.000 kg must be anchored.

[Product information]

Hinge	DIN right – model designation R (CWS1902, CWS1904 double-doored) option: DIN left
Door opening angle	180°
Body	double-walled, reinforced, filled with armoured, high resistant barrier material
Door structure	triple-walled, reinforced, filled with armoured, high resistant barrier material, internal boltwork protected by sheets of hardened steel to give extra anti-drill resistance
Locking mechanism	three-way moving boltwork with large steel bolts, protected by glass plate with additional emergency re-lockers, fix engaging steel bolts on the hinge side
Anchoring	fitted for floor anchoring anchoring bolts and shields are supplied for CWS0849, CWS0850 option: additional anchoring holes (customer specifies position)
Alarm connection	VdS-certified cable channels to allow connection to a burglar alarm system
Colour	inside and outside RAL 7037 dusty grey option: special colour according to RAL
Lock	model designation K – double-bit lock VdS class 2, S+G, 1 key guide tube, 2 bits model designation E – electronic lock VdS class 2, M-Locks EM3520 option: other lock models (primary lock or possible secondary locks)
Equipment	shelf adjustable (height setting 69 mm, CWS0849 60 mm) option: additional shelf, inside locker option (from CWS0850 up): drawer, pull-out shelf
Accessories	option: fire protection door rebate seals, alarm switch set, interior lighting
Option	additional certified fire protection LFS60 – except models: CWS0849, CWS1902, CWS1904 bolted version from Model CWS1000 up – assembly on site

Model	Outside dimensions		Inside dimensions		SH	Volume	Weight		
	h x w x d (mm)		h x w x d (mm)					(l)	(appr. kg)
CWS0849RK / CWS0849RE	848 x	645 x	565	695 x	495 x	320	110	625	
CWS0850RK / CWS0850RE	848 x	810 x	725	695 x	660 x	480	1	220	865
CWS1000RK / CWS1000RE	1003 x	810 x	725	850 x	660 x	480	2	269	1010
CWS1200RK / CWS1200RE	1193 x	810 x	725	1040 x	660 x	480	2	329	1110
CWS1600RK / CWS1600RE	1538 x	810 x	725	1385 x	660 x	480	3	439	1365
CWS1901RK / CWS1901RE	1883 x	810 x	725	1730 x	660 x	480	4	548	1640
CWS1903RK / CWS1903RE	1883 x	1110 x	725	1730 x	960 x	480	4	797	2030
CWS1902K / CWS1902E	1883 x	1110 x	725	1730 x	960 x	480	4	797	2070
CWS1904K / CWS1904E	1883 x	1415 x	725	1730 x	1265 x	480	4	1050	2480

SH = Shelf

Please add 60 mm to the listed outside depth for mountings.

[Equipment options]



CWS0849 CWS0850 CWS1000 CWS1200 CWS1600 CWS1901 CWS1903/1902 CWS1904

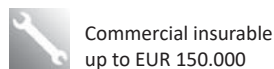
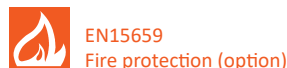
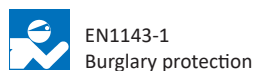


Fig. Safe DWS0850, hinge right
E-Lock Kaba Paxos advance Set 1 (keypad) + Set 5, 1 shelf

[Safes]

[Type DWS]

A distinctive feature of the DWS series safes is their solid construction plus their size (DWS 1902 and DWS1904 double-doored) and they are available with optional fire protection – tested and certified in grade LFS60. Safes weighing less than 1.000 kg must be anchored.

[Product information]

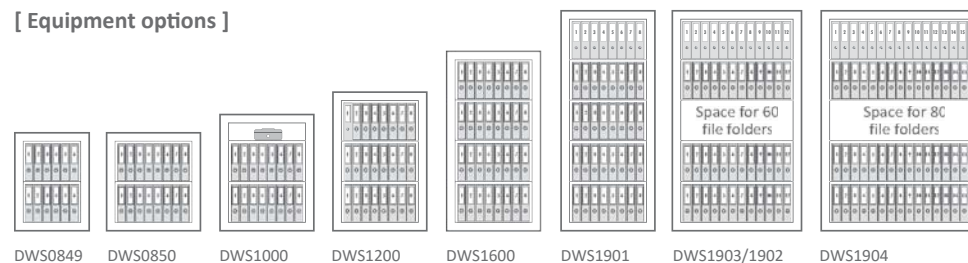
Hinge	DIN right – model designation R (DWS1902, DWS1904 double-doored) option: DIN left
Door opening angle	180°
Body	double-walled, reinforced, filled with armoured, high resistant barrier material
Door structure	triple-walled, reinforced, filled with armoured, high resistant barrier material, internal boltwork protected by sheets of hardened steel to give extra anti-drill resistance
Locking mechanism	three-way moving boltwork with large steel bolts, protected by glass plate with additional emergency re-locks, fix engaging steel bolts on the hinge side
Anchoring	fitted for floor anchoring anchoring bolts and shields are supplied for DWS0849, DWS0850 option: additional anchoring holes (customer specifies position)
Alarm connection	VdS-certified cable channels to allow connection to a burglar alarm system
Colour	inside and outside RAL 7037 dusty grey option: special colour according to RAL
Lock	safes in grades IV and higher have to be equipped with at least 2 certified locks any set of locks (from VdS class 2 up) is possible
Equipment	shelf adjustable (height setting 69 mm, DWS0849 60 mm) option: additional shelf, inside locker option (from DWS0850 up): drawer, pull-out shelf
Accessories	option: fire protection door rebate seals, alarm switch set, interior lighting
Option	additional certified fire protection LFS60 – except models: DWS0849, DWS1902, DWS1904 bolted version from Model DWS1000 up – assembly on site

Model	Outside dimensions h x w x d (mm)	Inside dimensions h x w x d (mm)	SH	Volume (l)	Weight (appr. kg)
DWS0849R	848 x 645 x 565	695 x 495 x 320	1	110	635
DWS0850R	848 x 810 x 725	695 x 660 x 480	1	220	875
DWS1000R	1003 x 810 x 725	850 x 660 x 480	2	269	1030
DWS1200R	1193 x 810 x 725	1040 x 660 x 480	2	329	1150
DWS1600R	1538 x 810 x 725	1385 x 660 x 480	3	439	1405
DWS1901R	1883 x 810 x 725	1730 x 660 x 480	4	548	1680
DWS1903R	1883 x 1110 x 725	1730 x 960 x 480	4	797	2090
DWS1902	1883 x 1110 x 725	1730 x 960 x 480	4	797	2130
DWS1904	1883 x 1415 x 725	1730 x 1265 x 480	4	1050	2550

SH = Shelf

Please add 60 mm to the listed outside depth for mountings.

[Equipment options]



DWS0849 DWS0850 DWS1000 DWS1200 DWS1600 DWS1901 DWS1903/1902 DWS1904

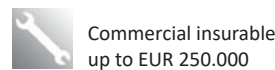
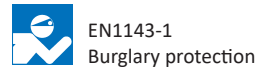


Fig. Safe DWS1200KB, hinge right
2 x N-Lock La Gard 3390VZ (3 wheels), 2 shelves

Model	Outside dimensions h x w x d (mm)	Inside dimensions h x w x d (mm)	SH	Volume (l)	Weight (appr. kg)
DWS0849KBR	848 x 645 x 565	695 x 495 x 320	1	110	635
DWS0850KBR	848 x 810 x 725	695 x 660 x 480	1	220	875
DWS1000KBR	1003 x 810 x 725	850 x 660 x 480	2	269	1030
DWS1200KBR	1193 x 810 x 725	1040 x 660 x 480	2	329	1150
DWS1600KBR	1538 x 810 x 725	1385 x 660 x 480	3	439	1405
DWS1901KBR	1883 x 810 x 725	1730 x 660 x 480	4	548	1680
DWS1903KBR	1883 x 1110 x 725	1730 x 960 x 480	4	797	2090
DWS1902KB	1883 x 1110 x 725	1730 x 960 x 480	4	797	2130
DWS1904KB	1883 x 1415 x 725	1730 x 1265 x 480	4	1050	2550

SH = Shelf

Please add 60 mm to the listed outside depth for mountings.

[Safes]


[Type DWSKB]

In addition to the DWS series features, DWSKB series safes provide additional protection against burglars armed with diamond core drills thanks to their special structural wall design. Safes weighing less than 1.000 kg must be anchored.

[Product information]

Hinge	DIN right – model designation R (DWS1902KB, DWS1904KB double-doored) option: DIN left
Door opening angle	180°
Body	double-walled, reinforced, with core drill protection, filled with armoured, high resistant barrier material
Door structure	triple-walled, reinforced, with core drill protection, with armoured, high resistant barrier material, internal boltwork protected by sheets of hardened steel to give extra anti-drill resistance
Locking mechanism	three-way moving boltwork with large steel bolts, protected by glass plate with additional emergency re-locks, fix engaging steel bolts on the hinge side
Anchoring	fitted for floor anchoring anchoring bolts and shields are supplied for DWS0849KB, DWS0850KB option: additional anchoring holes (customer specifies position)
Alarm connection	VdS-certified cable channels to allow connection to a burglar alarm system
Colour	inside and outside RAL 7037 dusty grey option: special colour according to RAL
Lock	safes in grades IV and higher have to be equipped with at least 2 certified locks any set of locks (from VdS class 2 up) is possible
Equipment	shelf adjustable (height setting 69 mm, DWS0849 60 mm) option: additional shelf, inside locker option (from DWS0850KB up): drawer, pull-out shelf
Accessories	option: fire protection door rebate seals, alarm switch set, interior lighting
Option	additional certified fire protection LFS60 – except models: DWS0849KB, DWS1902KB, DWS1904KB bolted version from Model DWS1000KB up – assembly on site

[Equipment options]



DWS0849KB DWS0850KB DWS1000KB DWS1200KB DWS1600KB DWS1901KB DWS1903/1902KB DWS1904KB

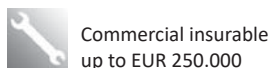
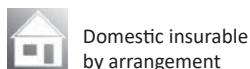
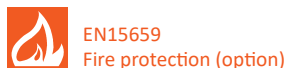
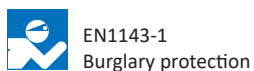


Fig. Safe EWS1000, hinge right
2 x K-Lock S+G adjustable each 1 key guide tube 2 bits, 2 shelves

[Safes]

[Type EWS]

EWS series safes are designed for total protection and offer Wertheim's usual level of high security. They are available with optional fire protection – tested and certified according to LFS60. Safes weighing less than 1.000 kg must be anchored.

[Product information]

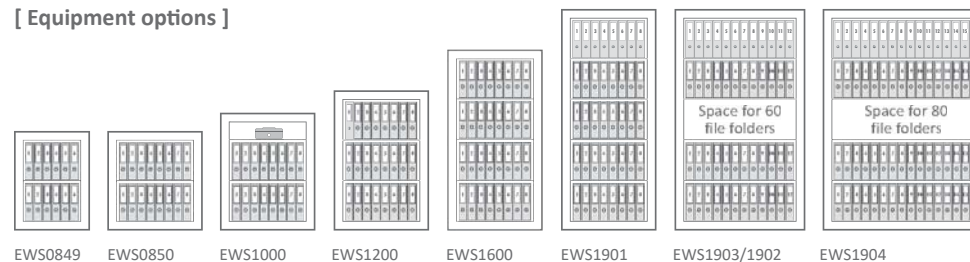
Hinge	DIN right – model designation R (EWS1902, EWS1904 double-doored) option: DIN left
Door opening angle	180°
Body	double-walled, reinforced, filled with armoured, high resistant barrier material
Door structure	triple-walled, reinforced, filled with armoured, high resistant barrier material, internal boltwork protected by sheets of hardened steel to give extra anti-drill resistance
Locking mechanism	three-way moving boltwork with large steel bolts, protected by glass plate with additional emergency re-locks, fix engaging steel bolts on the hinge side
Anchoring	fitted for floor anchoring anchoring bolts and shields are supplied for EWS0849, EWS0850 option: additional anchoring holes (customer specifies position)
Alarm connection	VdS-certified cable channels to allow connection to a burglar alarm system
Colour	inside and outside RAL 7037 dusty grey option: special colour according to RAL
Lock	safes in grades IV and higher have to be equipped with at least 2 certified locks any set of locks (from VdS class 2 up) is possible
Equipment	shelf adjustable (height setting 69 mm, EWS0849 60 mm) option: additional shelf, inside locker option (from EWS0850 up): drawer, pull-out shelf
Accessories	option: fire protection door rebate seals, alarm switch set, interior lighting
Option	additional certified fire protection LFS60P – except models: EWS0849, EWS1902, EWS1904 bolted version from Model EWS1000 up to – assembly on site

Model	Outside dimensions h x w x d (mm)			Inside dimensions h x w x d (mm)			SH	Volume (l)	Weight (appr. kg)
EWS0849R	848 x	645 x	565	695 x	495 x	320	1	110	665
EWS0850R	848 x	810 x	725	695 x	660 x	480	1	220	935
EWS1000R	1003 x	810 x	725	850 x	660 x	480	2	269	1060
EWS1200R	1193 x	810 x	725	1040 x	660 x	480	2	329	1220
EWS1600R	1538 x	810 x	725	1385 x	660 x	480	3	439	1505
EWS1901R	1883 x	810 x	725	1730 x	660 x	480	4	548	1790
EWS1903R	1883 x	1110 x	725	1730 x	960 x	480	4	797	2230
EWS1902	1883 x	1110 x	725	1730 x	960 x	480	4	797	2270
EWS1904	1883 x	1415 x	725	1730 x	1265 x	480	4	1050	2720

SH = Shelf

Please add 60 mm to the listed outside depth for mountings.

[Equipment options]



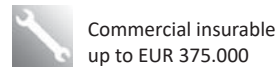
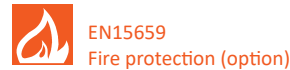
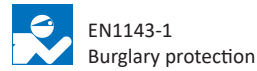


Fig. Safe EWS1600KB, hinge right
E-Lock Mauer Combi B 90, K-Lock S+G 1 key guide tube 2 bits, 1 inside locker, 1 shelf

[Safes]

[Type EWSKB]

In addition to the EWS series features, EWSKB series safes provide additional protection against burglars armed with diamond core drills thanks to their special structural wall design. Safes weighing less than 1.000 kg must be anchored.

[Product information]


Hinge	DIN right – model designation R (EWS1902KB, EWS1904KB double-doored) option: DIN left
Door opening angle	180°
Body	double-walled, reinforced, with core drill protection, filled with armoured, high resistant barrier material
Door structure	triple-walled, reinforced, with core drill protection, filled with armoured, high resistant barrier material, internal boltwork protected by sheets of hardened steel to give extra anti-drill resistance
Locking mechanism	three-way moving boltwork with large steel bolts, protected by glass plate with additional emergency re-lockers, fix engaging steel bolts on the hinge side
Anchoring	fitted for floor anchoring anchoring bolts and shields are supplied for EWS0849KB, EWS0850KB option: additional anchoring holes (customer specifies position)
Alarm connection	VdS-certified cable channels to allow connection to a burglar alarm system
Colour	inside and outside RAL 7037 dusty grey option: special colour according to RAL
Lock	safes in grades IV and higher have to be equipped with at least 2 certified locks any set of locks (from VdS class 2 up) is possible
Equipment	shelf adjustable (height setting 69 mm, EWS0849 60 mm) option: additional shelf, inside locker option (from EWS0850KB up): drawer, pull-out shelf
Accessories	option: fire protection door rebate seals, alarm switch set, interior lighting
Option	additional certified fire protection LFS60P – except models: EWS0849KB, EWS1902KB, EWS1904KB bolted version from Model EWS1000KB up – assembly on site

Model	Outside dimensions h x w x d (mm)	Inside dimensions h x w x d (mm)	SH	Volume (l)	Weight (appr. kg)
EWS0849KBR	848 x 645 x 565	695 x 495 x 320	1	110	665
EWS0850KBR	848 x 810 x 725	695 x 660 x 480	1	220	935
EWS1000KBR	1003 x 810 x 725	850 x 660 x 480	2	269	1060
EWS1200KBR	1193 x 810 x 725	1040 x 660 x 480	2	329	1220
EWS1600KBR	1538 x 810 x 725	1385 x 660 x 480	3	439	1505
EWS1901KBR	1883 x 810 x 725	1730 x 660 x 480	4	548	1790
EWS1903KBR	1883 x 1110 x 725	1730 x 960 x 480	4	797	2230
EWS1902KB	1883 x 1110 x 725	1730 x 960 x 480	4	797	2270
EWS1904KB	1883 x 1415 x 725	1730 x 1265 x 480	4	1050	2720

SH = Shelf

Please add 60 mm to the listed outside depth for mountings.

[Equipment options]



EWS0849KB EWS0850KB EWS1000KB EWS1200KB EWS1600KB EWS1901KB EWS1903/1902KB EWS1904KB