

# Swing-In Door Safes

## CWP Series



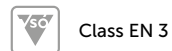

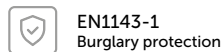
Swing-in door safe **CWP0901**

Colour: Grey  
 hinge: right  
 Secu key-lock  
 Interior: lockable drawer, 2 pull-out shelves

- Proven Wertheim quality
- Resistance grade III
- Light fire protection
- Space saving swing in doors

**Privately insurable**  
 up to EUR 200.000

**Commercial insurable**  
 up to EUR 100.000



### Product Information

#### Door Hinge

DIN right  
 Models CWP0652, CWP0902 double-leaf

#### Door Opening

Swing-in-doors – the doors swing into the side of the safe body when opened, leaving the space in front of the safe completely free. Several safes can be placed next to each other without the open doors obstructing each other.

#### Body

Triple-walled, reinforced design, filled with reinforced, highly resistant filler material

#### Door Structure

Triple-walled, reinforced design, with reinforced, highly resistant filler material, internal transom space with partially attached drill protection

#### Locking

Driven on three sides by solid steel bolts via a boltwork with a base plate, protected by an additional emergency locking mechanism, a continuous profile on the hinge side that engages behind it

#### Anchoring

Prepared for floor bolting, anchoring material included in the scope of delivery optional: additional drill holes (position according to customer requirements)

#### Cable Drilling

in the rear wall,  
 optional: additional drill holes

#### IAS Connection

VdS-certified pre-fitting for installation and connection to an intruder alarm system (IAS)

#### Colour

Grey: RAL 7037  
 optional: paint finish according to RAL

#### Locks

VdS class 2, Secu, 2 keys (125 mm)  
 Electronic lock  
 VdS class 2, dormakaba  
 Combi B 90  
 optional: other lock models (main locks or possible additional locks)

#### Interior

optional: drawer (lockable), pull-out shelf

#### Accessories

optional: IAS switch set, interior lighting

**Option:** Multisafe version certified to VdS 2450 Grade III (SE105301)

### Model Overview

Model	Ext. dimensions h×w×d (mm)	Int. dimensions h×w×d (mm)	Volume (l)	Weight* (approx. kg)
<b>CWP0651</b>	648×850×754	486×514×590	147	515
<b>CWP0901</b>	878×850×754	716×514×590	217	635
<b>CWP0652</b>	648×1308×754	486×820×590	235	730
<b>CWP0902</b>	878×1308×754	716×820×590	346	890

In addition to the indicated outer depth of the safe, a further 20 mm must be taken into account for fittings.  
 \*The weight specifications correspond to the net weight (without packaging) including lock and the specified shelves.