



*It's Wertheim, it's safe.*



■ **Safe Collection**

It's Wertheim,  
it's safe.



© Wertheim – 2025, Vers. 1.0

Current information provided without guarantee and excludes liability. Wertheim reserves the right to change the content and design of this brochure due to typesetting, formatting, as well as printing errors. Any colour deviations are due to printing.

# Contents

04 About Wertheim

07 Security Classes & Insurance Rates

08 Safes

- Product Information
- Model Overview

54 Interior | Equipment

56 Locks

59 Accessories | Options


60 Regulations & Tips


62 Delivery & Installation

**Welcome**  
to Wertheim

Do you have questions, need expert advice or help  
with your Wertheim product?

*We are happy to help you!*

 +43 2236 320 350

 [office@wertheim.at](mailto:office@wertheim.at)

# past

## Place your Trust in **170 Years of Experience**

As an innovative Austrian company, Wertheim can look back on a long tradition in security technology. Founded in 1852 by Franz Wertheim to manufacture „fireproof safes“, our security products still stand for the highest quality today. Wertheim has continuously developed and grown into a versatile group of companies covering a broad spectrum of business areas. In addition to manufacturing safes, vault rooms and bank products, we are a renowned contract manufacturer of high-quality components for globally recognised customers in various industries. Furthermore, we also manufacture customized wooden solutions for contract furnishings in our in-house joinery and also develop and produce security doors.



Franz Freiherr von Wertheim (1814-1883)



left **1869** | Anniversary Safe  
right **1853** | First public fire test in Vienna





and present

## Our Values, **Our Mission**

Trust, reliability and partnership - these are the core foundations of our global customer relationships. With our range of innovative and highly secure storage units, we offer you specialised solutions capable of fulfilling the highest demands. From one-off production to mass production: Wertheim is your flexible partner for all secure storage projects. We not only guarantee you comprehensive protection, but also a lasting feeling of security, trust and confidence.



## Independently certified & **Tested to the Limit**

All Wertheim safes and secure storage solutions are certified security products, developed in-house with the highest burglary resistance. They are among the highest quality products in the industry and are tested and certified in accordance with the European standard EN1143-1 by numerous independent testing institutes.

Only a certified safe offers optimum protection and is insurable. This is how we guarantee that our products meet the highest security standards and offer you maximum protection.



**All Wertheim Companies are  
ISO 9001:2015 certified**

This includes the full responsibility of the companies with regard to the fulfillment of requirements for products and services. From development and production through to customer service, the standard-compliant system ensures consistent product quality.



## VdS – VdS Schadenverhütung GmbH

[www.vds.de/en/](http://www.vds.de/en/)

Wertheim secure storage units have been tested against mechanical and thermal burglary tools in the independent test institute of VdS Schadenverhütung GmbH in Cologne. All Wertheim products have passed the rigorous test requirements of the CEN standard EN1143-1 and have been certified accordingly in their respective defined resistance values. That means that the secure storage units can also be classified and used in other European countries.



## ECB-S – European Certification Board - Security System

[www.ecb-s.com](http://www.ecb-s.com)

ECB-S is a globally recognized certification body for security products. The ECB-S label confirms the compliance of Wertheim products with European standards. The basis for ECB-S certification is a type test in accordance with the European standard EN1143-1 for products for protection against burglary.



## VSÖ – Verband der Sicherheitsunternehmen Österreich

[www.vsoe.at](http://www.vsoe.at)

The VSÖ is an independent association of companies and institutions that deal exclusively with security in all conceivable forms. Wertheim products are recognized by the VSÖ. This means that all valuables in a Wertheim secure storage unit in Austria can be insured in accordance with VSÖ guidelines.



## CNPP – Centre national de prevention et de protection

[www.cnpp.com](http://www.cnpp.com)

A2P is the reference certification of the French inspection body CNPP, which guarantees the effectiveness of burglary protection.



## Fire protection EN15659 LFS30 | LFS60

[www.ecb-s.com](http://www.ecb-s.com)

In addition to burglary protection, Wertheim offers models with certified fire protection in all resistance grades.

## Security Classes & Insurance Rates

The non-binding recommended sums insured list applies to Austria and Germany.

\*Sums insured if the safe is directly connected to a certified intruder alarm system (IAS).

\*\*Please note that not all series are CNPP certified. You can find more information on the respective product pages.

VdS   ECB-S	VSÖ	CNPP (A2P) **	Private up to		with IAS*	Commercial up to		with IAS*
Grade I / D-I	Class EN 1	Class I E	EUR	65.000	130.000	EUR	20.000	40.000
Grade II	Class EN 2		EUR	100.000	200.000	EUR	50.000	100.000
Grade III	Class EN 3		EUR	200.000	400.000	EUR	100.000	200.000
Grade IV	Class EN 4		EUR	400.000	800.000	EUR	150.000	300.000
Grade IVKB	Class EN 5		EUR	as agreed	as agreed	EUR	250.000	500.000
Grade V	Class EN 5		EUR	as agreed	as agreed	EUR	250.000	500.000
Grade VKB	Class EN 6		EUR	as agreed	as agreed	EUR	375.000	750.000



# Safe Collection

## 10 Safes Grade I

- AL Series
- AN Series
- AP Series
- AWS Series

## 20 Safes Grade II

- BG Series
- BM Series
- BP Series
- BWS Series

## 28 Safes Grade III

- CM Series
- CP Series

## 32 Safes Grade IV(KB)

- DWS Series
- DWSKB Series

## 36 Safes Grade V(KB)

- EWS Series
- EWSKB Series

## 40 Demountable Safes

- Grade IV(KB) and V(KB)

## 42 Furniture Safes S2

- ZS Series

## 44 Wall Safes

- AMS Series

## 47 Special Safes

- Swing-in Door Safes
- Deposit Safes
- Safe Deposit Safes
- Customized and Design Safes

## 54 Interior | Equipment

## 56 Locks

## 59 Accessories | Options







Proven Quality &  
elegant Design.



## AL Series

- Proven Wertheim quality
- Resistance grade I
- Light fire protection
- 4 standard colours to choose from

**Privately insurable**  
up to EUR 65.000

**Commercial insurable**  
up to EUR 20.000

see page 7



EN1143-1  
Burglary protection



Grade I



Grade I



4102  
(light fire protection)



Class EN 1



Class I E



### Safe AL15

Colour: Sand (body RAL 7021, door RAL 7030)  
Hinge: right  
Wittkopp Primor 2600 electronic lock



## Standard-Designs AL Series



Grey



Sand



Stone



Graphite

## Product Information

### Door Hinge

DIN right - standard  
optional: DIN left

### Door Opening Angle

180°

### Body

Multi-layered, highly resistant  
wall structure

### Door Structure

Multi-layered, highly resistant wall  
structure, internal boltwork with partial  
drill protection

### Locking

Three-way moving boltwork with large  
steel bolts, protected by an additional  
emergency locking mechanism,  
continuous profile on the hinge side

### Anchoring see page 61

Prepared for floor and rear wall bolting,  
anchoring material included in the  
scope of delivery  
optional: additional holes  
(position according to customer  
requirements)

### Cable Hole

2 x side wall (right and left)  
optional: additional holes  
(position according to customer  
requirements)

### IAS Connection

VdS-certified pre-fitting for installation  
and connection to an intruder alarm  
system (IAS) from AL15

### Colour

Available in four standard paint finishes  
Grey: body and door RAL 7037  
Sand: body RAL 7021, door RAL 7030  
Stone: body RAL 7021, door RAL 7035  
Graphite: body and door RAL 7021  
optional: paint finish according to RAL,  
also available in 2 colours (body, door)

### Locks see page 56

Key lock VdS class 1,  
Wittkopp 2648, 2 keys (95 mm)  
Electronic lock VdS class 2,  
Wittkopp Primor 2600  
optional: other lock models

### Interior see page 54

Adjustable shelf (from AL10)  
optional (from AL10): additional shelf,  
inside locker, drawer, pull-out shelf,  
optional (AL15):  
wooden interior ALZ007200


### Accessories see page 59

Optional: VdS-approved steel plinth,  
fire protection door rebate seal, IAS  
switch set (from AL15), interior lighting



## Modell Overview

### AL Series



Model	AL03	AL05	AL10	AL15	AL20	AL25	AL30	AL35	AL40
<b>Ext. dimensions</b> h×w×d (mm) incl. hinges and handle	280×401×312	280×451×442	395×451×442	565×451×442	735×451×442	905×451×442	1075×451×442	1245×451×442	1415×451×442
<b>Int. dimensions</b> h×w×d (mm)	230×351×180	230×401×310	345×401×310	515×401×310	685×401×310	855×401×310	1025×401×310	1195×401×310	1365×401×310
<b>Shelves</b> Standard	1	1	1	1	1	2	2	3	3
<b>Volume</b> (l)	14	29	43	64	85	106	127	148	169
<b>Weight*</b> (appr. kg)	55	70	90	115	140	170	195	220	245

In addition to the indicated outer depth of the safe, a further 6 mm must be taken into account for the Primor electronic lock variant.

\*The weight specifications correspond to the net weight (without packaging) including lock and the specified shelves.

# AN Series



## Safe **AN20**

Colour: Grey  
Hinge: right  
Wittkopp 2648 key lock

- Proven Wertheim quality
- Resistance grade I
- Light fire protection

**Privately insurable**  
up to EUR 65.000

**Commercial insurable**  
up to EUR 20.000

see page 7



EN1143-1  
Burglary protection



Grade I



Grade I



4102  
(light fire protection)



Class EN 1



Class I E

## Product Information

### Door Hinge

DIN right - standard  
optional: DIN left

### Door Opening Angle

180°

### Body

Multi-layered, highly resistant wall structure

### Door Structure

Multi-layered, highly resistant wall structure, internal boltwork with partial drill protection

### Locking

Three-way moving boltwork with large steel bolts, protected by an additional emergency locking mechanism, continuous profile on the hinge side

### Anchoring see page 61

Prepared for floor and rear wall bolting, anchoring material included in the scope of delivery  
optional: additional holes (position according to customer requirements)

### Cable Hole

2 x side wall (right and left)  
optional: additional holes (position according to customer requirements)

### IAS Connection

VdS-certified pre-fitting for installation and connection to an intruder alarm system (IAS)

### Colour

Grey: RAL 7037  
optional: paint finish according to RAL

### Locks see page 56

Key lock VdS class 1, Wittkopp 2648, 2 keys (95 mm)  
Electronic lock VdS class 2, Wittkopp Primor 2600  
optional: other lock models (main locks or possible additional locks)

### Interior see page 54

Adjustable shelf  
optional: additional shelf, inside locker, drawer, pull-out shelf

### Accessories see page 59

Optional: VdS-approved steel plinth, fire protection door rebate seal, IAS switch set, interior lighting



## Model Overview

### AN Series



Model	AN10	AN15	AN20	AN25	AN30	AN35	AN40
<b>Ext. dimensions</b> h×w×d (mm) incl. hinges and handle	395×545×442	565×545×442	735×545×442	905×545×442	1075×545×442	1245×545×442	1415×545×442
<b>Int. dimensions</b> h×w×d (mm)	345×495×310	515×495×310	685×495×310	855×495×310	1025×495×310	1195×495×310	1365×495×310
<b>Shelves</b> Standard	1	1	1	2	2	3	3
<b>Volume</b> (l)	53	79	105	131	157	183	209
<b>Weight*</b> (appr. kg)	100	130	160	190	220	250	280

In addition to the indicated outer depth of the safe, a further 6 mm must be taken into account for the Primor electronic lock variant.  
 \*The weight specifications correspond to the net weight (without packaging) including lock and the specified shelves.

# AP Series



## Safe AP15

Colour: Grey  
Hinge: right  
Wittkopp 2648 key lock

- Proven Wertheim quality
- Resistance grade I
- Certified fire protection

**Privately insurable**  
up to EUR 65.000

**Commercial insurable**  
up to EUR 20.000

see page 7



EN1143-1  
Burglary protection



Grade I



Grade I + LFS30  
(AP10 - LFS60)



EN15659  
Fire protection



Class EN 1

## Product Information

### Door Hinge

DIN right - standard  
optional: DIN left

### Door Opening Angle

180°

### Body

Double-walled, filled with highly resistant filler and heat-absorbing materials

### Door Structure

Triple-walled with double rebate, filled with highly resistant filler and heat-absorbing materials, internal boltwork with partial drill protection, door rebate with several fire and smoke protection seals

### Locking

Three-way moving boltwork with large steel bolts, protected by an additional emergency locking mechanism, continuous profile on the hinge side

### Anchoring

see page 61  
Prepared for floor and rear wall bolting, anchoring material included in the scope of delivery

### Cable Hole

Door hinge side, rear wall bottom

### IAS Connection

VdS-certified pre-fitting for installation and connection to an intruder alarm system (IAS)

### Colour

Grey: RAL 7037  
optional: paint finish according to RAL

### Locks

see page 56  
Key lock VdS class 1,  
Wittkopp 2648, 2 keys (145 mm)  
Electronic lock VdS class 2,  
Wittkopp Primor 2600  
optional: other lock models (main locks or possible additional locks)

### Interior

see page 54  
Adjustable shelf  
optional: additional shelf, inside locker, drawer, pull-out shelf

### Accessories

see page 59  
Optional: IAS switch set, interior lighting





## Model Overview

### AP Series



Model	AP10**	AP15	AP20	AP25	AP30	AP35	AP40
<b>Ext. dimensions</b> h×w×d (mm) incl. hinges and handle	474×605×522	629×605×522	799×605×522	969×605×522	1139×605×522	1309×605×522	1479×605×522
<b>Int. dimensions</b> h×w×d (mm)	360×495×310	515×495×310	685×495×310	855×495×310	1025×495×310	1195×495×310	1365×495×310
<b>Shelves</b> Standard	1	1	1	2	2	3	3
<b>Volume</b> (l)	55	79	105	131	157	183	209
<b>Weight*</b> (appr. kg)	180	220	260	305	350	390	435

In addition to the indicated outer depth of the safe, a further 6 mm must be taken into account for the Primor electronic lock variant.

\*The weight specifications correspond to the net weight (without packaging) including lock and the specified shelves.

\*\*AP10 - Fire protection LFS60

# AWS Series



## Safe **AWS1500**

Colour: Grey  
Hinge: right  
Wittkopp 2648 key lock

- Proven Wertheim quality
- Resistance grade I
- Light fire protection

**Privately insurable**  
up to EUR 65.000

**Commercial insurable**  
up to EUR 20.000

see page 7



EN1143-1  
Burglary protection



Grade I



Grade I



4102  
(light fire protection)



Class EN 1

## Product Information

### Door Hinge

DIN right - standard  
optional: DIN left

### Door Opening Angle

180°

### Body

Double-walled, filled with highly resistant filler material

### Door Structure

Triple-walled, filled with highly resistant filler material, internal boltwork with partial drill protection

### Locking

Three-way moving boltwork with large steel bolts, protected by an additional emergency locking mechanism, continuous profile on the hinge side

### Anchoring see page 61

Prepared for floor and rear wall bolting, anchoring material included in the scope of delivery  
optional: additional holes (position according to customer requirements)

### Cable Hole

Door hinge side, rear wall top  
optional: additional holes (position according to customer requirements)

### IAS Connection

VdS-certified pre-fitting for installation and connection to an intruder alarm system (IAS)

### Colour

Grey: RAL 7037  
optional: paint finish according to RAL

### Locks see page 56

Key lock VdS class 1, Wittkopp 2648, 2 keys (95 mm)  
Electronic lock VdS class 2, Wittkopp Primor 2600  
optional: other lock models (main locks or possible additional locks)

### Interior see page 54

Adjustable shelf  
optional: additional shelf, inside locker


### Accessories see page 59

Optional: VdS-approved steel plinth, fire protection door rebate seal, IAS switch set, interior lighting



## Model Overview

### AWS Series



Model	AWS0800	AWS1000	AWS1200	AWS1500
<b>Ext. dimensions</b> h×w×d (mm) incl. hinges	770×790×650	950×790×650	1130×790×650	1490×790×650
<b>Int. dimensions</b> h×w×d (mm)	720×740×525	900×740×525	1080×740×525	1440×740×525
<b>Shelves</b> Standard	1	2	2	3
<b>Volume (l)</b>	280	350	420	559
<b>Weight*</b> (appr. kg)	310	360	410	510

In addition to the indicated outer depth of the safe, a further 60 mm must be taken into account for fittings.

\*The weight specifications correspond to the net weight (without packaging) including lock and the specified shelves.

# BG Series



## Safe BG20

Colour: Grey  
Hinge: right  
Wittkopp 2648 key lock

- Proven Wertheim quality
- Resistance grade II
- Light fire protection

**Privately insurable**  
up to EUR 100.000

**Commercial insurable**  
up to EUR 50.000

see page 7



EN1143-1  
Burglary protection



Grade II



Grade II



4102  
(light fire protection)



Class EN 2



## Product Information

### Door Hinge

DIN right - standard  
optional: DIN left

### Door Opening Angle

180°

### Body

Double-walled, filled with armored  
highly resistant filler material

### Door Structure

Triple-walled, filled with armored  
highly resistant filler material, internal  
boltwork with partial drill protection

### Locking

Three-way moving boltwork with  
large steel bolts, protected by  
an additional emergency locking  
mechanism, continuous profile on the  
hinge side

### Anchoring

see page 61  
Prepared for floor and rear wall  
bolting, anchoring material  
included in the scope of delivery  
optional: additional holes  
(position according to customer  
requirements)

### Cable Hole

Door hinge side, rear wall top  
optional: additional holes  
(position according to customer  
requirements)

### IAS Connection

VdS-certified pre-fitting for  
installation and connection to an  
intruder alarm system (IAS) from BG15

### Colour

Grey: RAL 7037  
optional: paint finish according to RAL

### Locks

see page 56  
Key lock VdS class 1,  
Wittkopp 2648, 2 keys (95 mm)  
Electronic lock VdS class 2,  
Wittkopp Primor 2600  
optional: other lock models (main  
locks or possible additional locks)

### Interior

see page 54  
Adjustable shelf  
optional: additional shelf, inside locker,  
drawer, pull-out shelf  
optional (BG15):  
Wooden interior ALZ007200

### Accessories

see page 59  
Optional: VdS-approved steel plinth,  
fire protection door rebate seal,  
IAS switch set (from BG15),  
interior lighting





## Model Overview

### BG Series



Model	BG10	BG15	BG20	BG25	BG30	BG35	BG40
<b>Ext. dimensions</b> h×w×d (mm) incl. hinges and handle	395×450×442	565×450×442	735×450×442	905×450×442	1075×450×442	1245×450×442	1415×450×442
<b>Int. dimensions</b> h×w×d (mm)	345×400×310	515×400×310	685×400×310	855×400×310	1025×400×310	1195×400×310	1365×400×310
<b>Shelves</b> Standard	1	1	1	2	2	3	3
<b>Volume</b> (l)	43	64	85	106	127	148	169
<b>Weight*</b> (appr. kg)	120	150	180	215	245	280	310

In addition to the indicated outer depth of the safe, a further 6 mm must be taken into account for the Primor electronic lock variant.  
 \*The weight specifications correspond to the net weight (without packaging) including lock and the specified shelves.

# BM Series



## Safe **BM35**

Colour: Grey  
Hinge: right  
Wittkopp 2648 key lock

- Proven Wertheim quality
- Resistance grade II
- Light fire protection

**Privately insurable**  
up to EUR 100.000

**Commercial insurable**  
up to EUR 50.000

see page 7



EN1143-1  
Burglary protection



Grade II



Grade II



4102  
(light fire protection)



Class EN 2

## Product Information

### Door Hinge

DIN right - standard  
optional: DIN left

### Door Opening Angle

180°

### Body

Double-walled, filled with armored  
highly resistant filler material

### Door Structure

Triple-walled, filled with armored  
highly resistant filler material, internal  
boltwork with partial drill protection

### Locking

Three-way moving boltwork with  
large steel bolts, protected by  
an additional emergency locking  
mechanism, continuous profile on the  
hinge side

### Anchoring see page 61

Prepared for floor and rear wall  
bolting, anchoring material  
included in the scope of delivery  
optional: additional holes  
(position according to customer  
requirements)

### Cable Hole

Door hinge side, rear wall top  
optional: additional holes  
(position according to customer  
requirements)

### IAS Connection

VdS-certified pre-fitting for installation  
and connection to an intruder alarm  
system (IAS)

### Colour

Grey: RAL 7037  
optional: paint finish according to RAL

### Locks see page 56

Key lock VdS class 1,  
Wittkopp 2648, 2 keys (95 mm)  
Electronic lock VdS class 2,  
Wittkopp Primor 2600  
optional: other lock models (main  
locks or possible additional locks)

### Interior see page 54

Adjustable shelf  
optional: additional shelf, inside locker,  
drawer, pull-out shelf

### Accessories see page 59

Optional: VdS-approved steel plinth,  
fire protection door rebate seal,  
IAS switch set, interior lighting



## Model Overview

### BM Series



Model	BM10	BM15	BM20	BM25	BM30	BM35	BM40
<b>Ext. dimensions</b> h×w×d (mm) incl. hinges and handle	395×545×442	565×545×442	735×545×442	905×545×442	1075×545×442	1245×545×442	1415×545×442
<b>Int. dimensions</b> h×w×d (mm)	345×495×310	515×495×310	685×495×310	855×495×310	1025×495×310	1195×495×310	1365×495×310
<b>Shelves</b> Standard	1	1	1	2	2	3	3
<b>Volume</b> (l)	53	79	105	131	157	183	209
<b>Weight*</b> (appr. kg)	135	170	205	240	275	310	345

In addition to the indicated outer depth of the safe, a further 6 mm must be taken into account for the Primor electronic lock variant.

\*The weight specifications correspond to the net weight (without packaging) including lock and the specified shelves.

# BP Series



## Safe BP15

Colour: Grey  
Hinge: right  
Wittkopp 2648 key lock

- Proven Wertheim quality
- Resistance grade II
- Certified fire protection

**Privately insurable**  
up to EUR 100.000

**Commercial insurable**  
up to EUR 50.000

see page 7



EN1143-1  
Burglary protection



Grade II



Grade II + LFS30  
(BP10/41 - LFS60)



EN15659  
Fire protection



Class EN 2

## Product Information

### Door Hinge

DIN right - standard  
optional: DIN left

### Door Opening Angle

180°

### Body

Double-walled, filled with armored highly resistant filler and heat-absorbing materials

### Door Structure

Triple-walled with double rebate, filled with armored highly resistant filler and heat-absorbing materials, internal boltwork with partial drill protection, door rebate with several fire and smoke protection seals

### Locking

Three-way moving boltwork with large steel bolts, protected by an additional emergency locking mechanism, continuous profile on the hinge side

### Anchoring see page 61

Prepared for floor and rear wall bolting, anchoring material included in the scope of delivery

### Cable Hole

Door hinge side, rear wall bottom

### IAS Connection

VdS-certified pre-fitting for installation and connection to an intruder alarm system (IAS)

### Colour

Grey: RAL 7037  
optional: paint finish according to RAL

### Locks see page 56

Key lock VdS class 1,  
Wittkopp 2648, 2 keys (145 mm)  
Electronic lock VdS class 2,  
Wittkopp Primor 2600  
optional: other lock models (main locks or possible additional locks)

### Interior see page 54

Adjustable shelf  
optional: additional shelf, inside locker, drawer, pull-out shelf

### Accessories see page 59

Optional: IAS switch set, interior lighting





## Model Overview

### BP Series



Model	BP10**	BP15	BP20	BP25	BP30	BP35	BP40	BP41**
<b>Ext. dimensions</b> h×w×d (mm) incl. hinges and handle	474×605×522	629×605×522	799×605×522	969×605×522	1139×605×522	1309×605×522	1479×605×522	1479×765×582
<b>Int. dimensions</b> h×w×d (mm)	360×495×310	515×495×310	685×495×310	855×495×310	1025×495×310	1195×495×310	1365×495×310	1365×655×370
<b>Shelves</b> Standard	1	1	1	2	2	3	3	3
<b>Volume</b> (l)	55	79	105	131	157	183	209	331
<b>Weight*</b> (appr. kg)	190	235	280	325	375	420	465	580

In addition to the indicated outer depth of the safe, a further 6 mm must be taken into account for the Primor electronic lock variant.

\*The weight specifications correspond to the net weight (without packaging) including lock and the specified shelves.

\*\*BP10/BP41 - Fire protection LFS60

# BWS Series



## Safe **BWS1000**

Colour: Grey  
Hinge: right  
Wittkopp 2648 key lock

- Proven Wertheim quality
- Resistance grade II
- Light fire protection

**Privately insurable**  
up to EUR 100.000

**Commercial insurable**  
up to EUR 50.000

see page 7



EN1143-1  
Burglary protection



Grade II



Grade II



4102  
(light fire protection)



Class EN 2

## Product Information

### Door Hinge

DIN right - standard  
optional: DIN left

### Door Opening Angle

180°

### Body

Double-walled, filled with armored  
highly resistant filler material

### Door Structure

Triple-walled, filled with armored  
highly resistant filler material, internal  
boltwork with partial drill protection

### Locking

Three-way moving boltwork with  
large steel bolts, protected by  
an additional emergency locking  
mechanism, continuous profile on the  
hinge side

### Anchoring see page 61

Prepared for floor and rear wall  
bolting, anchoring material included in  
the scope of delivery  
optional: additional holes  
(position according to customer  
requirements)

### Cable Hole

Door hinge side, rear wall top  
optional: additional holes  
(position according to customer  
requirements)

### IAS Connection

VdS-certified pre-fitting for installation  
and connection to an intruder alarm  
system (IAS)

### Colour

Grey: RAL 7037  
optional: paint finish according to RAL

### Locks see page 56

Key lock VdS class 1,  
Wittkopp 2648, 2 keys (95 mm)  
Electronic lock VdS class 2,  
Wittkopp Primor 2600  
optional: other lock models (main  
locks or possible additional locks)

### Interior see page 54

Adjustable shelf  
optional: additional shelf, inside locker


### Accessories see page 59

Optional: VdS-approved steel plinth,  
fire protection door rebate seal,  
IAS switch set, interior lighting



## Model Overview

### BWS Series



Model	BWS0800	BWS1000	BWS1200	BWS1500
<b>Ext. dimensions</b> h×w×d (mm) incl. hinges	770×790×650	950×790×650	1130×790×650	1490×790×650
<b>Int. dimensions</b> h×w×d (mm)	720×740×525	900×740×525	1080×740×525	1440×740×525
<b>Shelves</b> Standard	1	2	2	3
<b>Volume (l)</b>	280	350	420	559
<b>Weight*</b> (appr. kg)	340	395	450	560

In addition to the indicated outer depth of the safe, a further 60 mm must be taken into account for fittings.

\*The weight specifications correspond to the net weight (without packaging) including lock and the specified shelves.

# CM Series



Safe **CM30**

Colour: Grey  
Hinge: right  
S&G key lock

- Proven Wertheim quality
- Resistance grade III
- Light fire protection

**Privately insurable**  
up to EUR 200.000

**Commercial insurable**  
up to EUR 100.000

see page 7



EN1143-1  
Burglary protection



Grade III



Grade III



4102  
(light fire protection)



Class EN 3

## Product Information

### Door Hinge

DIN right - standard  
optional: DIN left

### Door Opening Angle

180°

### Body

Double-walled, reinforced, filled with armored highly resistant filler material

### Door Structure

Triple-walled, reinforced, filled with armored highly resistant filler material, internal boltwork with partial drill protection

### Locking

Boltwork with large steel bolts, protected by an additional emergency locking mechanism, continuous profile on the hinge side

### Anchoring

see page 61  
Prepared for floor and rear wall bolting, anchoring material included in the scope of delivery  
optional: additional holes (position according to customer requirements)

### Cable Hole

Door hinge side, rear wall top  
optional: additional holes (position according to customer requirements)

### IAS Connection

VdS-certified pre-fitting for installation and connection to an intruder alarm system (IAS)

### Colour

Grey: RAL 7037  
optional: paint finish according to RAL

### Locks

see page 56  
Key lock VdS class 2, S&G, 2 keys (140 mm)  
Electronic lock VdS class 2, Wittkopp Primor 2600  
optional: other lock models (main locks or possible additional locks)

### Interior

see page 54  
Adjustable shelf  
optional: additional shelf, inside locker, drawer, pull-out shelf

### Accessories

see page 59  
Optional: VdS-approved steel plinth, fire protection door rebate seal, IAS switch set, interior lighting



## Model Overview

### CM Series



Model	CM15	CM20	CM25	CM30	CM35	CM40
<b>Ext. dimensions</b> h×w×d (mm) incl. hinges and handle	595×575×495	765×575×495	935×575×495	1105×735×555	1275×735×555	1445×735×555
<b>Int. dimensions</b> h×w×d (mm)	515×495×310	685×495×310	855×495×310	1025×655×370	1195×655×370	1365×655×370
<b>Shelves</b> Standard	1	1	2	2	3	3
<b>Volume</b> (l)	79	105	131	248	290	331
<b>Weight*</b> (appr. kg)	280	335	390	565	635	705

In addition to the indicated outer depth of the safe, a further 6 mm must be taken into account for the Primor electronic lock variant.  
 \*The weight specifications correspond to the net weight (without packaging) including lock and the specified shelves.

# CP Series



## Safe CP25

Colour: Grey  
Hinge: right  
S&G key lock

- Proven Wertheim quality
- Resistance grade III
- Certified fire protection

**Privately insurable**  
up to EUR 200.000

**Commercial insurable**  
up to EUR 100.000

see page 7



EN1143-1  
Burglary protection



Grade III



Grade III + LFS30



EN15659  
Fire protection



Class EN 3

## Product Information

### Door Hinge

DIN right - standard  
optional: DIN left

### Door Opening Angle

180°

### Body

Double-walled, reinforced, filled with armored highly resistant filler and heat-absorbing materials

### Door Structure

Triple-walled with double rebate, reinforced, filled with armored highly resistant filler and heat-absorbing materials, internal boltwork with partial drill protection, door rebate with several fire and smoke protection seals

### Locking

boltwork with large steel bolts, protected by an additional emergency locking mechanism, continuous profile on the hinge side

### Anchoring

see page 61  
Prepared for floor and rear wall bolting, anchoring material included in the scope of delivery

### Cable Hole

Door hinge side, rear wall bottom

### IAS Connection

VdS-certified pre-fitting for installation and connection to an intruder alarm system (IAS)

### Colour

Grey: RAL 7037  
optional: paint finish according to RAL

### Locks

see page 56  
Key lock VdS class 2, S&G, 2 keys (165 mm)  
Electronic lock VdS class 2, Wittkopp Primor 2600  
optional: other lock models (main locks or possible additional locks)

### Interior

see page 54  
Adjustable shelf  
optional: additional shelf, inside locker, drawer, pull-out shelf

### Accessories

see page 59  
Optional: IAS switch set, interior lighting





## Model Overview

### CP Series



Model	CP15	CP20	CP25	CP30	CP35	CP40
<b>Ext. dimensions</b> h×w×d (mm) incl. hinges and handle	629×605×522	799×605×522	969×605×522	1139×605×522	1309×605×522	1479×605×522
<b>Int. dimensions</b> h×w×d (mm)	515×495×310	685×495×310	855×495×310	1025×495×310	1195×495×310	1365×495×310
<b>Shelves</b> Standard	1	1	2	2	3	3
<b>Volume</b> (l)	79	105	131	157	183	209
<b>Weight*</b> (appr. kg)	295	350	410	465	520	575

In addition to the indicated outer depth of the safe, a further 6 mm must be taken into account for the Primor electronic lock variant.

\*The weight specifications correspond to the net weight (without packaging) including lock and the specified shelves.

# DWS Series



Safe **DWS0850**

Colour: Grey  
Hinge: right  
2 x S&G key lock

- Proven Wertheim quality
- Resistance grade IV
- Certified fire protection\*

**Privately insurable**  
up to EUR 400.000

**Commercial insurable**  
up to EUR 150.000

see page 7



**EN1143-1**  
Burglary protection



**Grade IV**



**Grade IV + LFS30\***  
LFS60\* (optional)



**EN15659**  
Fire protection\*



**Class EN 4**

\*except models 0849, 1902 and 1904

## Product Information

### Door Hinge

DIN right – standard  
optional: DIN left  
models 1902 | 1904 double-doored

### Door Opening Angle

180°

### Body

Double-walled, reinforced, filled with armored highly resistant filler material

### Door Structure

Triple-walled, reinforced, filled with armored highly resistant filler material, internal boltwork with partial drill protection, door rebate with several fire and smoke protection seals

### Locking

Driven on three sides by solid steel bolts via a boltwork with a base plate, protected by a glass plate with additional emergency locking mechanism, steel bolts welded on the hinge side to grip behind

### Anchoring

see page 61  
Prepared for floor bolting, anchoring material included with models 0849 and 0850, optional: additional holes\*\* (position according to customer requirements)

### Cable Hole

Door hinge side, ceiling and side wall  
optional: additional holes\*\* (position according to customer requirements)

### IAS Connection

VdS-certified pre-fitting for installation and connection to an intruder alarm system (IAS)

### Colour

Grey: RAL 7037  
optional: paint finish according to RAL

### Locks

see page 56  
Safes from grade IV must be equipped with at least 2 locks, lock combinations (locks from VdS class 2) freely selectable

### Interior

see page 54  
Adjustable shelf  
optional: additional shelf, inside locker, optional (0850-1901): drawer, pull-out shelf

### Accessories


see page 59  
Optional: IAS switch set, interior lighting, certified fire protection LFS60\*, demountable version from model 1000 – assembly on site  
see page 40



\*\*In case of additional holes LFS fire protection is invalid

## Model Overview

### DWS Series



Model	DWS0849	DWS0850	DWS1000	DWS1200	DWS1600	DWS1901	DWS1903/1902**	DWS1904**
<b>Ext. dimensions</b> h×w×d (mm) incl. hinges	848×645×565	848×810×725	1003×810×725	1193×810×725	1538×810×725	1883×810×725	1883×1110×725	1883×1415×725
<b>Int. dimensions</b> h×w×d (mm)	695×495×320	695×660×480	850×660×480	1040×660×480	1385×660×480	1730×660×480	1730×960×480	1730×1265×480
<b>Shelves</b> Standard	1	1	2	2	3	4	4	4
<b>Volume</b> (l)	110	220	269	329	439	548	797	1050
<b>Weight*</b> (appr. kg)	635	875	1030	1150	1405	1680	2090/2130	2550

In addition to the indicated outer depth of the safe, a further 60 mm must be taken into account for fittings.

\*The weight specifications correspond to the net weight (without packaging) including lock and the specified shelves.

\*\*Models 1902 and 1904 in double-doored design

# DWSKB Series



## Safe **DWS1200KB**

Colour: Grey  
Hinge: right  
2 x S&G key lock

- Proven Wertheim quality
- Resistance grade IVKB
- Certified fire protection\*
- Core drill protection

**Privately insurable**  
by arrangement

**Commercial insurable**  
up to EUR 250.000

see page 7



EN1143-1  
Burglary protection



Grade IVKB



Grade IVKB + LFS30\*  
LFS60\* (optional)



EN15659  
Fire protection\*



Class EN 5

\*except models 0849KB, 1902KB and 1904KB  
KB = core drill protection

## Product Information

### Door Hinge

DIN right - standard  
optional: DIN left  
models 1902KB | 1904KB double-doored

### Door Opening Angle

180°

### Body

Double-walled, reinforced, with core drill protection, filled with armored highly resistant filler material

### Door Structure

Triple-walled, reinforced, with core drill protection, filled with armored highly resistant filler material, internal boltwork with partial drill protection, door rebate with several fire and smoke protection seals

### Locking

Driven on three sides by solid steel bolts via a boltwork with a base plate, protected by a glass plate with additional emergency locking mechanism, steel bolts welded on the hinge side to grip behind

### Anchoring

see page 61  
Prepared for floor bolting, anchoring material included with models 0849KB and 0850KB, optional: additional holes\*\* (position according to customer requirements)

### Cable Hole

Door hinge side, ceiling and side wall  
optional: additional holes\*\* (position according to customer requirements)

\*\*In case of additional holes LFS fire protection is invalid

### IAS Connection

VdS-certified pre-fitting for installation and connection to an intruder alarm system (IAS)

### Colour

Grey: RAL 7037  
optional: paint finish according to RAL

### Locks

see page 56  
Safes from grade IV must be equipped with at least 2 locks, lock combinations (locks from VdS class 2) freely selectable

### Interior

see page 54  
Adjustable shelf  
optional: additional shelf, inside locker, optional (0850KB-1901KB): drawer, pull-out shelf


### Accessories

see page 59  
Optional: IAS switch set, interior lighting, certified fire protection LFS60\*, demountable version from model 1000KB – assembly on site see page 40



## Model Overview

### DWSKB Series



Model	DWS0849KB	DWS0850KB	DWS1000KB	DWS1200KB	DWS1600KB	DWS1901KB	DWS1903KB/1902KB**	DWS1904KB**
<b>Ext. dimensions</b> h×w×d (mm) incl. hinges	848×645×565	848×810×725	1003×810×725	1193×810×725	1538×810×725	1883×810×725	1883×1110×725	1883×1415×725
<b>Int. dimensions</b> h×w×d (mm)	695×495×320	695×660×480	850×660×480	1040×660×480	1385×660×480	1730×660×480	1730×960×480	1730×1265×480
<b>Shelves</b> Standard	1	1	2	2	3	4	4	4
<b>Volume</b> (l)	110	220	269	329	439	548	797	1050
<b>Weight*</b> (appr. kg)	635	875	1030	1150	1405	1680	2090/2130	2550

In addition to the indicated outer depth of the safe, a further 60 mm must be taken into account for fittings.

\*The weight specifications correspond to the net weight (without packaging) including lock and the specified shelves.

\*\*Models 1902KB and 1904KB in double-doored design

# EWS Series



Safe **EWS1000**  
Colour: Grey  
Hinge: right  
2 x key lock S&G

- Proven Wertheim quality
- Resistance grade V
- Certified fire protection\*

**Privately insurable**  
by arrangement

**Commercial insurable**  
up to EUR 250.000

see page 7



**EN1143-1**  
Burglary protection



Grade V



**Grade V + LFS30\***  
LFS60\* (optional)



**EN15659**  
Fire protection\*



Class EN 5

\*except models 0849, 1902 and 1904

## Product Information

### Door Hinge

DIN right - standard  
optional: DIN left  
models 1902 | 1904 double-doored

### Door Opening Angle

180°

### Body

Double-walled, reinforced, filled with armored highly resistant filler material

### Door Structure

Triple-walled, reinforced, filled with armored highly resistant filler material, internal boltwork with partial drill protection, door rebate with several fire and smoke protection seals

### Locking

Driven on three sides by solid steel bolts via a boltwork with a base plate, protected by a glass plate with additional emergency locking mechanism, steel bolts welded on the hinge side to grip behind

### Anchoring

see page 61  
Prepared for floor bolting, anchoring material included with models 0849 and 0850, optional: additional holes\*\* (position according to customer requirements)

### Cable Hole

Door hinge side, ceiling and side wall  
optional: additional holes\*\*  
(position according to customer requirements)

### IAS Connection

VdS-certified pre-fitting for installation and connection to an intruder alarm system (IAS)

### Colour

Grey: RAL 7037  
optional: paint finish according to RAL

### Locks

see page 56  
Safes from grade IV must be equipped with at least 2 locks, lock combinations (locks from VdS class 2) freely selectable

### Interior

see page 54  
Adjustable shelf  
optional: additional shelf, inside locker, optional (0850-1901):  
drawer, pull-out shelf

### Accessories

see page 59  
Optional: IAS switch set, interior lighting, certified fire protection LFS60\*, demountable version from model 1000 – assembly on site  
see page 40




\*\*In case of additional holes LFS fire protection is invalid



## Model Overview

### EWS Series



Model	EWS0849	EWS0850	EWS1000	EWS1200	EWS1600	EWS1901	EWS1903/1902**	EWS1904**
<b>Ext. dimensions</b> h×w×d (mm) incl. hinges	848×645×565	848×810×725	1003×810×725	1193×810×725	1538×810×725	1883×810×725	1883×1110×725	1883×1415×725
<b>Int. dimensions</b> h×w×d (mm)	695×495×320	695×660×480	850×660×480	1040×660×480	1385×660×480	1730×660×480	1730×960×480	1730×1265×480
<b>Shelves</b> Standard	1	1	2	2	3	4	4	4
<b>Volume</b> (l)	110	220	269	329	439	548	797	1050
<b>Weight*</b> (appr. kg)	665	935	1060	1220	1505	1790	2230/2270	2720

In addition to the indicated outer depth of the safe, a further 60 mm must be taken into account for fittings.

\*The weight specifications correspond to the net weight (without packaging) including lock and the specified shelves.

\*\*Models 1902 and 1904 in double-doored design

# EWSKB-Serie



Safe **EWS1600KB**

Colour: Grey  
Hinge: right  
2 x key lock S&G

- Proven Wertheim quality
- Resistance grade VKB
- Certified fire protection\*
- Core drill protection

**Privately insurable**  
by arrangement

**Commercial insurable**  
up to EUR 375.000

see page 7



EN1143-1  
Burglary protection



Grade VKB



Grade VKB + LFS30\*  
LFS60\* (optional)



EN15659  
Fire protection\*



Class EN 6

\*except models 0849KB, 1902KB and 1904KB  
KB = core drill protection

## Product Information

### Door Hinge

DIN right – standard  
optional: DIN left  
models 1902KB | 1904KB double-doored

### Door Opening Angle

180°

### Body

Double-walled, reinforced, with core drill protection, filled with armored highly resistant filler material

### Door Structure

Triple-walled, reinforced, with core drill protection, filled with armored highly resistant filler material, internal boltwork with partial drill protection, door rebate with several fire and smoke protection seals

### Locking

Driven on three sides by solid steel bolts via a boltwork with a base plate, protected by a glass plate with additional emergency locking mechanism, steel bolts welded on the hinge side to grip behind

### Anchoring

see page 61

Prepared for floor bolting, anchoring material included with models 0849KB and 0850KB, optional: additional holes\*\* (position according to customer requirements)

### Cable Hole

Door hinge side, ceiling and side wall  
optional: additional holes\*\* (position according to customer requirements)

\*\*In case of additional holes LFS fire protection is invalid

### IAS Connection

VdS-certified pre-fitting for installation and connection to an intruder alarm system (IAS)

### Colour

Grey: RAL 7037  
optional: paint finish according to RAL

### Locks

see page 56  
Safes from grade IV must be equipped with at least 2 locks, lock combinations (locks from VdS class 2) freely selectable

### Interior

see page 54  
Adjustable shelf  
optional: additional shelf, inside locker, optional (0850KB-1901KB): drawer, pull-out shelf


### Accessories

see page 59  
Optional: IAS switch set, interior lighting, certified fire protection LFS60\*, demountable version from model 1000KB – assembly on site  
see page 40



## Model Overview

### EWSKB Series



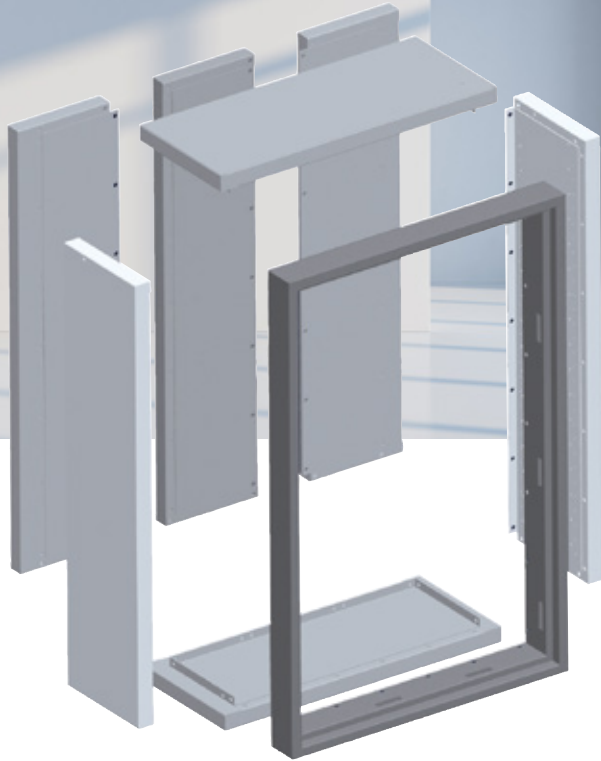
Model	EWS0849KB	EWS0850KB	EWS1000KB	EWS1200KB	EWS1600KB	EWS1901KB	EWS1903KB/1902KB**	EWS1904KB**
<b>Ext. dimensions</b> h×w×d (mm) incl. hinges	848×645×565	848×810×725	1003×810×725	1193×810×725	1538×810×725	1883×810×725	1883×1110×725	1883×1415×725
<b>Int. dimensions</b> h×w×d (mm)	695×495×320	695×660×480	850×660×480	1040×660×480	1385×660×480	1730×660×480	1730×960×480	1730×1265×480
<b>Shelves</b> Standard	1	1	2	2	3	4	4	4
<b>Volume</b> (l)	110	220	269	329	439	548	797	1050
<b>Weight*</b> (appr. kg)	665	935	1060	1220	1505	1790	2230/2270	2720

In addition to the indicated outer depth of the safe, a further 60 mm must be taken into account for fittings.

\*The weight specifications correspond to the net weight (without packaging) including lock and the specified shelves.

\*\*Models 1902KB and 1904KB in double-door design

# Demountable Safes



Safes in demountable design are offered in resistance grade IV(KB) and V(KB). They are used in difficult transport and installation situations. The safes are manufactured and supplied in elements. They are assembled on site by screwing them together.

**Privately insurable**  
according to safe model

**Commercial insurable**  
according to safe model



## Product Information

All Wertheim safes in VdS grade IV(KB) and V(KB) (series DWS, DWSKB, EWS, EWSKB) from model size 1000 can be produced in a demountable version. The models in demountable design are additionally labelled with Z in the model designation.

Safes in demountable design have the same internal dimensions as the standard models. For the external dimensions, an additional 20 mm must be taken into account for the external height and width and an additional 10 mm for the external depth compared to the standard models (see table of dimensions).

Please note that dismountable safes do not offer any fire protection and can only be fitted with shelves.

Detailed information on the DWS, DWSKB, EWS and EWSKB safes can be found on the respective model pages.

## Model Overview

### Demountable Safes

Model	Ext. dimensions h×w×d (mm)	Int. dimensions h×w×d (mm)	Volume (l)	Weight* (appr. kg)
<b>DWS1000(KB)Z</b>	1023 × 830 × 735	850 × 660 × 480	269	1175
<b>DWS1200(KB)Z</b>	1213 × 830 × 735	1040 × 660 × 480	329	1310
<b>DWS1600(KB)Z</b>	1558 × 830 × 735	1385 × 660 × 480	439	1600
<b>DWS1901(KB)Z</b>	1903 × 830 × 735	1730 × 660 × 480	548	1910
<b>DWS1903(KB)Z</b>	1903 × 1130 × 735	1730 × 960 × 480	797	2370
<b>DWS1902(KB)Z</b>	1903 × 1130 × 735	1730 × 960 × 480	797	2415
<b>DWS1904(KB)Z</b>	1903 × 1435 × 735	1730 × 1265 × 480	1050	2890
<b>EWS1000(KB)Z</b>	1023 × 830 × 735	850 × 660 × 480	269	1210
<b>EWS1200(KB)Z</b>	1213 × 830 × 735	1040 × 660 × 480	329	1390
<b>EWS1600(KB)Z</b>	1558 × 830 × 735	1385 × 660 × 480	439	1715
<b>EWS1901(KB)Z</b>	1903 × 830 × 735	1730 × 660 × 480	548	2035
<b>EWS1903(KB)Z</b>	1903 × 1130 × 735	1730 × 960 × 480	797	2530
<b>EWS1902(KB)Z</b>	1903 × 1130 × 735	1730 × 960 × 480	797	2580
<b>EWS1904(KB)Z</b>	1903 × 1435 × 735	1730 × 1265 × 480	1050	3080

In addition to the indicated outer depth of the safe, a further 60 mm must be taken into account for fittings.  
\*The weight specifications correspond to the net weight (without packaging) including lock.





# Furniture Safe

## ZS Series



Furniture safe **ZS02**

Colour: Dark Grey

Hinge: right

E-lock Wittkopp Primor 2000



- Certified furniture safe
- Resistance grade S2
- Certified fire protection

**Privately insurable**  
up to EUR 20.000

**Commercial insurable**  
–



EN14450  
Burglary protection



Grade S2 + LFS30



EN15659  
Fire protection

### Product Information

#### Door Hinge

DIN right

#### Door Opening Angle

90°

#### Body

Double-walled, filled with fire- and burglar-resistant material

#### Door Structure

Triple-walled, filled with fire- and burglar-resistant material, with additional partial drill protection, door rebate with fire protection seals

#### Locking

Three-way-driven boltwork

#### Anchoring

Prepared for floor bolting, anchoring material included in the scope of delivery

#### Colour

Dark Grey

#### Locks

Electronic lock VdS class 2, Wittkopp Primor 2000


#### Interior

Adjustable shelf



# Model Overview

## ZS Series



Model	ZS01	ZS02	ZS03
Ext. dimensions h×w×d (mm)	378×523×475	508×523×475	698×523×475
Int. dimensions h×w×d (mm)	255×403×310	385×403×310	575×403×310
Shelves Standard	1	1	2
Volume (l)	32	48	72
Weight* (appr. kg)	66	80	97

In addition to the indicated outer depth of the safe, a further 32 mm must be taken into account for fittings.  
 \*The weight specifications correspond to the net weight (without packaging) including lock and the specified shelves.

# Wall Safes AMS Series



## Wall safe **AMS0400**

Colour: Grey  
Hinge: right  
Wittkopp 2648 key lock

- Proven Wertheim quality
- Resistance grade I
- Light fire protection

**Privately insurable**  
up to EUR 65.000

**Commercial insurable**  
up to EUR 20.000

see page 7



EN1143-1  
Burglary protection



Grade I



Grade I



4102  
(light fire protection)



Class EN 1

## Product Information

### Door Hinge

DIN right - standard  
optional: DIN left

### Door Opening Angle

95°

### Body

Hot galvanised steel plate construction  
to resist corrosion

### Door Structure

Triple-walled, massive steel design,  
internal boltwork with partial drill  
protection

### Locking

Three-way moving boltwork with  
large steel bolts, protected by  
an additional emergency locking  
mechanism, continuous profile on the  
hinge side

### Colour

Grey: RAL 7037  
optional: paint finish according to RAL

### Locks see page 56

Key lock VdS class 1,  
Wittkopp 2648 (95 mm)  
Electronic lock VdS class 2,  
Wittkopp Primor 2600  
optional: other lock models (main  
locks or possible additional locks)

### Interior see page 54


Adjustable shelf  
optional: additional shelf,  
optional (AMS0600, AMS0800,  
AMS1000): inside locker

### Accessories see page 59

Optional: rear wall armor,  
interior lighting

### Note

Models AMS0401, AMS0601, AMS0801,  
AMS1001 do not offer a vertical folder  
depth, but it is possible to store a folder  
parallel to the door




## Optional Accessories: Rear Wall Armor

The optional rear wall armoring allows a wall thickness  
equal to the vault depth. This means that the depth can be  
less than the required concrete thickness without losing the  
security class.

## Model Overview

### AMS Series



Model	AMS0400	AMS0401	AMS0600	AMS0601	AMS0800	AMS0801	AMS1000	AMS1001
<b>Ext. dimensions</b> h×w×d (mm) incl. hinges	410×510×380	410×510×230	590×510×380	590×510×230	770×510×380	770×510×230	950×510×380	950×510×230
<b>Int. dimensions</b> h×w×d (mm)	360×460×295	360×460×145	540×460×295	540×460×145	720×460×295	720×460×145	900×460×295	900×460×145
<b>Shelves</b> Standard	1	1	1	1	1	1	2	2
<b>Volume</b> (l)	49	24	73	36	98	48	122	60
<b>Weight*</b> (appr. kg)	50	45	65	60	80	70	95	85

In addition to the indicated outer depth of the safe, a further 10 mm for fittings and 15 mm for the Wittkopp Primor electronic lock must be taken into account.  
 \*The weight specifications correspond to the net weight (without packaging) including lock and the specified shelves.

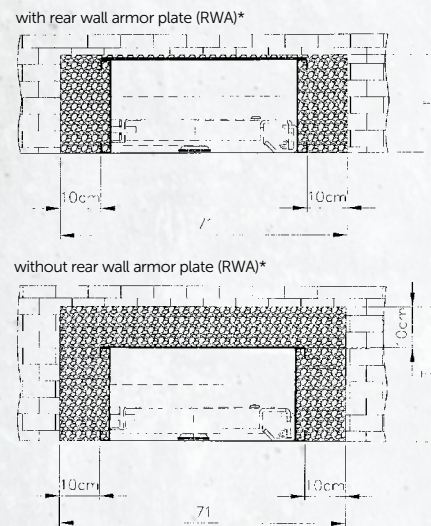


# Installation Guidelines for Wall Safes

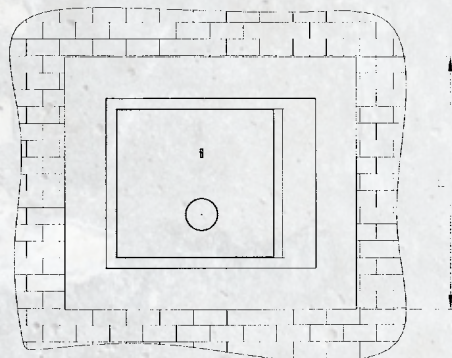
The wall safe must be installed in such a way that it is surrounded by at least 10 cm of concrete on all sides. The depth can be less than the required concrete thickness if the safe is fitted with a rear wall armor at the factory. The specified wall opening depth then also corresponds to the minimum wall thickness.

## Minimum Wall Opening

Model	with RWA* h×w×d (cm)	w/o RWA* h×w×d (cm)
<b>AMS0400</b>	61×71×39	61×71×48
<b>AMS0401</b>	61×71×24	61×71×33
<b>AMS0600</b>	79×71×39	79×71×48
<b>AMS0601</b>	79×71×24	79×71×33
<b>AMS0800</b>	97×71×39	97×71×48
<b>AMS0801</b>	97×71×24	97×71×33
<b>AMS1000</b>	115×71×39	115×71×48
<b>AMS1001</b>	115×71×24	115×71×33



Wall safe should be placed centred. Leave a gap of at least 10 cm to the masonry.



## Please Note

- The door opening direction.
- The front must be level with the surrounding masonry.
- Align the safe horizontally and vertically so that the door is open and does not touch when closing. The boltwork can be easily locked.
- Wedge the shelf in the centre to protect the side walls from concrete pressure.
- Protect the front with a plastic film.
- Attach the formwork flush to the front of the safe, leaving the sprue opening free at the top.

## Filling the Concrete

Pour concrete through the prepared cast opening. Shake the concrete by hammering against the formwork to get rid of air pockets. Wait at least 48 hours before removing the formwork.

Clean the safe of the concrete remnants. Dry out the safe by keeping the door open.

## Tamper protection

If the installation location is unattended, the door can be unhinged at 90° and stored securely. To do this, loosen the screws on the upper door hinge, slide the metal plate downwards, lift the door approx. 10 mm and pull it out forwards (door weight: approx. 80 % of the total weight of the safe). After drying out, replace the door and lubricate the door hinges with a little bicycle oil if necessary.

## Tips

- Select the installation height so that the locking system is easy to operate.
- Installation in external walls is only possible with sufficient thermal insulation (thermal bridge & risk of corrosion).
- Areas under stairs often offer sufficient wall thickness.
- Subsequent, localised brickwork on walls creates sufficient space for the safe installation.
- Recommendation: Provide 20 cm of C30/37 (B400) concrete all round for localised brickwork.
- Wall safes are head heavy. There is a risk of tipping when opening a wall safe that is not installed.



## **Special Safes**



# Swing-in Door Safes

## BWP Series



Swing-in door safe **BWP1902**

Colour: Grey  
Hinge: double-doored  
E-lock dormakaba Combi B 90  
Interior: safe deposit boxes

- Proven Wertheim quality
- Resistance grade II
- Light fire protection
- Space saving swing in doors

**Privately insurable**  
up to EUR 100.000

**Commercial insurable**  
up to EUR 50.000

see page 7



EN1143-1  
Burglary protection



Grade II



Grade II



4102  
(light fire protection)



Class EN 2

## Product Information

### Door Hinge

Double-doored

### Door Opening

Swing-in doors - the doors swing into the side of the safe body when opened, leaving the space in front of the safe completely free. Several safes can be placed next to each other without the open doors obstructing each other.

### Body

Triple-walled, filled with armored highly resistant filler material

### Door Structure

Triple-walled, filled with armored highly resistant filler material, internal boltwork with partial drill protection

### Locking

Three-way moving boltwork with large steel bolts, protected by an additional emergency locking mechanism, continuous profile on the hinge side

### Anchoring

Prepared for floor bolting  
optional: additional holes (position according to customer requirements)

### Cable Hole

In the ceiling  
optional: additional holes

### IAS Connection

VdS-certified pre-fitting for installation and connection to an intruder alarm system (IAS)

### Colour

Grey: RAL 7037  
optional: paint finish according to RAL

### Locks

see page 56  
Key lock VdS class 1,  
Wittkopp 2648, 2 keys (95 mm)  
Electronic lock VdS class 2,  
dormakaba Combi B 90,  
optional: other lock models (main locks or possible additional locks)

### Interior

see page 54  
Optional: adjustable shelf,  
inside locker, safe deposit boxes  
(on request)

### Accessories

see page 59  
Optional: IAS switch set,  
interior lighting

## Model Overview

Model	Ext. dimensions h×w×d (mm)	Int. dimensions h×w×d (mm)	Volume (l)	Weight* (approx. kg)
<b>BWP1902</b>	1864×1416×688	1730×960×563	935	1250

In addition to the indicated outer depth of the safe, a further 20 mm must be taken into account for fittings.

\*The weight specifications correspond to the net weight (without packaging) including lock and the specified shelves.

# Swing-in Door Safes

## CWP Series



Swing-in door safe **CWP0901**


Colour: Grey  
Hinge: right  
Secu key lock  
Interior: lockable drawer, 2 pull-out shelves

- Proven Wertheim quality
- Resistance grade III
- Light fire protection
- Space saving swing in doors

**Privately insurable**  
up to EUR 200.000


**Commercial insurable**  
up to EUR 100.000


see page 7

 **EN1143-1**  
Burglary protection

 **Grade III**

 **Grade III**

 **4102**  
(light fire protection)

 **Class EN 3**

## Product Information

### Door Hinge

DIN right  
Models CWP0652 | CWP0902 double-doored

### Door Opening

Swing-in-doors – the doors swing into the side of the safe body when opened, leaving the space in front of the safe completely free. Several safes can be placed next to each other without the open doors obstructing each other.

### Body

Triple-walled, reinforced, filled with armored highly resistant filler material

### Door Structure

Triple-walled, reinforced, with armored highly resistant filler material, internal boltwork with partial drill protection

### Locking

Three-way moving boltwork with large steel bolts, protected by an additional emergency locking mechanism, continuous profile on the hinge side

### Anchoring see page 61

Prepared for floor bolting, anchoring material included in the scope of delivery  
optional: additional holes (position according to customer requirements)

### Cable Hole

In the rear wall  
optional: additional holes

### IAS Connection

VdS-certified pre-fitting for installation and connection to an intruder alarm system (IAS)

### Colour

Grey: RAL 7037  
optional: paint finish according to RAL

### Locks see page 56

Key lock VdS class 2, Secu, 2 keys (125 mm)  
Electronic lock VdS class 2, dormakaba Combi B 90  
optional: other lock models (main locks or possible additional locks)

### Interior see page 54

Optional: drawer (lockable), pull-out shelf

### Accessories see page 59

Optional: IAS switch set, interior lighting

### Option

Multisafe version – certified to VdS 2450 Grade III (SE105301)

## Model Overview

Model	Ext. dimensions h×w×d (mm)	Int. dimensions h×w×d (mm)	Volume (l)	Weight* (approx. kg)
<b>CWP0651</b>	648×850×754	486×514×590	147	515
<b>CWP0901</b>	878×850×754	716×514×590	217	635
<b>CWP0652</b>	648×1308×754	486×820×590	235	730
<b>CWP0902</b>	878×1308×754	716×820×590	346	890

In addition to the indicated outer depth of the safe, a further 20 mm must be taken into account for fittings.  
\*The weight specifications correspond to the net weight (without packaging) including lock and the specified shelves.



# Deposit Safes AGDF Series



Deposit safe **AG15DF**

Colour: Grey  
Hinge: right  
Wittkopp 2648 key lock  
Option: 1 storage protection  
Drop-in goods: envelopes, safe bags, bags  
Length: 150-300 mm, Width: 100-145 mm, Thickness: 2-30 mm

- Proven Wertheim quality
- Resistance grade D-I
- Light fire protection
- Secure storage of daily cash deposits

**Privately insurable**  
up to EUR 65.000

**Commercial insurable**  
up to EUR 20.000

see page 7



EN1143-2  
Burglary protection



Grade D-I



Grade D-I



4102  
(light fire protection)



Class EN 1

## Product Information Collection Safe

**Door Hinge/Door Opening Angle**  
DIN right/180°

**Body**  
Double-walled, filled with highly resistant filler material

**Door Structure**  
Triple-walled, filled with highly resistant filler material, internal boltwork with partial drill protection

**Locking**  
Three-way moving boltwork with large steel bolts, protected by an additional emergency locking mechanism, continuous profile on the hinge side

**Anchoring** see page 61  
Prepared for floor 4-way bolting, anchoring material (Hilti HST M16x140/25) included in the scope of delivery

**Cable Hole**  
Door hinge side, rear wall bottom

**IAS Connection**  
VdS-certified pre-installation for an intruder alarm system (IAS) from AG20DF

**Colour**  
Grey: RAL 7037  
optional: paint finish according to RAL

**Locks** see page 56  
Key lock VdS class 1, Wittkopp 2648, Electronic lock VdS class 2, Wittkopp Primor 2600  
optional: other lock models (main locks or possible additional locks)

**Interior** see page 54  
Optional: shelf, inside locker (height 340 mm), storage protection, lockable collection cassette

**Accessories** see page 59  
Optional: Fire protection door rebate seal, IAS switch set (from AG20DF), interior lighting

## Product Information Drawer Construction

**Construction**  
Triple-walled, with highly resistant filler material, internal boltwork with drill protection, solid steel structure with security blocking system

**Locking**  
Two-way moving boltwork with steel bolts

**Drawer dimensions**  
142,5 h x 450 w x 442 d (mm)

**Colour**  
Identical with collection safe

**Drawer Lock**  
Key lock VdS class 1, Wittkopp 2648, 2 keys (95 mm)  
Electronic lock VdS class 2, Wittkopp Primor 2600, optional: other lock models

**Interior**  
Optional: drawer unit with 4 banknote compartments, lockable coin compartment cover\*\*

## Model Overview

Model	Ext. dimensions h×w×d (mm)	usable Int. dimensions h×w×d (mm)	Volume (l)	Weight* (approx. kg)
<b>AG15DF</b>	565×450×442	215×400×310	27	155
<b>AG20DF</b>	735×450×442	385×400×310	48	180
<b>AG25DF</b>	905×450×442	555×400×310	69	210
<b>AG30DF</b>	1075×450×442	725×400×310	90	235

In addition to the indicated outer depth of the safe, a further 6 mm must be taken into account for the Primor electronic lock variant.

\*The weight specifications correspond to the net weight (without packaging) including lock and the specified shelves.

\*\*Values deposited here are not insured in grade D-I / EN 1 - consultation with the insurer is required.

# Drop-in Equipment LBE150



Deposit safe **AL10**

Colour: Grey

Hinge: right

Wittkopp 2648 key lock

LBE150 drop-in equipment front centre

- Proven Wertheim quality
- Protection grade – according to safe model
- Light fire protection
- Secure storage of daily cash deposits

## Privately insurable

according to safe model

## Commercial insurable

according to safe model

see page 7



EN1143-1  
Burglary protection



according to safe model



4102  
(light fire protection)

All Wertheim free-standing safes in resistance grade I, II and III can be equipped with the optional LBE150 drop-in mechanism. This practical extension offers a secure and simple way of quickly depositing cash deposits. The choice of the right type of deposit safe depends on the required security level and the capacity for the items to be deposited.

Please note that deposit safes with drop-in mechanism LBE150 are certified to security level VSÖ (Austria) – all other certificates are invalid.

Detailed information on the safes and the sums insured can be found on the respective model pages.

## Drop-in Equipment LBE150

### Construction

Solid steel structure with security blocking system

### Weight

approx. 28 kg

### Drop-in position

Freely selectable (front, rear, protruding rear, or on request)

### Colour

Identical with collection safe

### Locks

Cylinder lock with 5 keys  
optional: additional keys on request

### Drop-in goods

Flexible envelopes max. DIN A4, max. 15 mm thick or cassettes with max. size 240 x 180 x 60 mm

### Accessories

Optional: Drop-in bag



Fig. Drop-in bag



# Safe Deposit Safes

Safes with built-in safe deposit boxes are manufactured in various security classes. The deposit boxes are produced in columns. On request, the arrangement of the box sizes within the column height can be selected in 50 mm increments. Thanks to the special feature of the protruding door hinges, full access to the lockers is guaranteed from a door opening angle of 90°. The models with built-in boxes are additionally labelled with S in the model designation.

All Wertheim safes in grade IV(KB) and V(KB) (DWS, DWSKB, EWS, EWSKB) from model size 1600 are prepared for the installation of safe deposit boxes. The choice of model depends on the required insurance class. Safe deposit safes in grade I, II or III on request. Detailed information on the safes and the sums insured can be found on the respective model pages.

Please note that an additional 55 mm (door hinge left or right) or 110 mm (door hinge double-doored) must be added to the stated outer width of the safe.



**NOTE:** For more information, please contact our sales team.

## Locks

### Standard versions



**Magnetic lock**  
mechanical (SSM 140)



**Cylindric lock**  
mechanical (SSM 120)  
electronic (SSE 120)

- **Locking device:** Each box has a double lock. There is one bank lock (control lock) equal for the whole installation and one customer lock for each safe box.
- **Lock:** Magnetic lock or cylindric lock (mechanical/electronic)  
other lock variants on request
- **Keys:** 2 bank keys for each system and 2 customer keys for each safe box.



A close-up photograph of several wooden drawers, likely from a desk or cabinet, showing a light-colored wood grain and smooth finish. One drawer is partially open, revealing a dark interior.

# Special Safes

## According to Customer Requirements



Fig. Special design with unique equipment - compartments for cash drawer and deposit safe for removal by the cash dispenser

### Customized Safes

Special designs for financial institutions or individual safes for retail chains in various business sectors complement the Wertheim standard range.

As an expert for special solutions, Wertheim tries to meet all specific requirements. The system solutions are often developed in close cooperation with clients. Whether special dimensions, user-friendly special equipment or customer-specific locking systems - the technical team is happy to realise special safes according to a wide range of customer requirements.

### Design Safes

Exclusive paintwork, unique designs and special wooden interiors. Wertheim makes every effort to meet all customer requirements.



**NOTE:** Contact us for further documentation on our special safes.



Fig. Safe in white and customized design

# Practical Interior

Wertheim offers a wide range of equipment options. The standard includes adjustable shelves (number depends on model height). Further equipment is optionally available.

Please note that the shown options depend on the safe model. Kindly check the respective model page.



## Shelf

The shelf with a load capacity of 20 kg can be variably adjusted in the respective height division and thus enables customized interior design. Shelves for higher loads on request. Height division:


AL, AN, AP, BG, BM, BP, CM, CP:	85 mm
AWS, BWS:	90 mm
AMS:	80 mm
DWS(KB)-EWS(KB) 0849:	60 mm
DWS(KB)-EWS(KB) ab 0850:	69 mm
BWP 1902:	70 mm



## Inside Locker <sup>1</sup>

The inside locker with a load capacity of approx. 50 kg can be locked with a key lock and is available in different heights, one- or double-doored, depending on the safe model.

	External height	Clear internal height
AL, AN, AP, BG, BM, BP, CM, CP:	1-doored, 170 or 340 mm	135 or 305 mm
AWS, BWS:	2-doored, 180 or 360 mm	145 or 325 mm
AMS0600, AMS0800, AMS1000:	1-doored, 180 mm	145 mm
DWS(KB)-EWS(KB) 0849:	1-doored, 180 or 360 mm	145 or 325 mm
DWS(KB)-EWS(KB) from 0850, BWP:	2-doored, 240 or 360 mm	205 or 325 mm



## Drawer <sup>2</sup>

The drawer with a load capacity of 45 kg is available in different heights depending on the safe model.

AL, AN, AP, BG, BM, BP, CM, CP:	77,5 or 161,5 mm clear internal height
DWS(KB)-EWS(KB) 0850 - 1901:	82,5 or 172,5 mm clear internal height



### Lockable Drawer <sup>2</sup>

The drawer with a load capacity of 45 kg can be locked with a key lock and is available in different heights depending on the safe model.

AL, AN, AP, BG, BM, BP, CM, CP:	68,5 or 152,5 mm clear internal height
DWS(KB)-EWS(KB) 0850 - 1901:	73,5 or 163,5 mm clear internal height
CWP:	134 mm clear internal height



### Pull-out Shelf <sup>2</sup>

The pull-out shelf has a load capacity of 45 kg. Height division:

AL, AN, AP, BG, BM, BP, CM, CP:	85 mm
DWS(KB)-EWS(KB) 0850 - 1901:	90 mm
CWP (120 kg load capacity):	min. 140 mm clear internal height



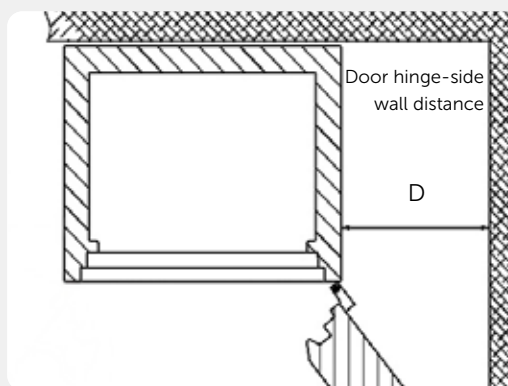
Fig. Wooden interior ALZ007200

### Safe with Wooden Interior for AL15 and BG15

We are also happy to manufacture wooden interior in our own Wertheim joinery according to your wishes - to match your selected safe. Please contact our team of advisors for more information.

### Required Wall Distance for Drawer/Pull-out Shelf

AL, BG	D = 300 mm
AN, BM	D = 375 mm
AP, BP, CP	D = 325 mm
BP41	D = 475 mm
CM 15-25	D = 360 mm
CM 30-40	D = 475 mm
AWS, BWS	D = 570 mm
D-EWS(KB) 0850 - 1901	D = 530 mm



**1** Please note that inside lockers do not offer any folder depth - with the exception of types AWS, BWS, BWP and DWS(KB)-EWS(KB) from 0850.

**2** Please note the required wall distance on the hinge side when installing the safe.

If the drawer/pull-out shelf is installed in the top position, no IAS (Intruder alarm system) connection/switch set is possible for safes in grade I, II and type CP.

Drawer/pull-out shelves for higher loads for types DWS(KB), EWS(KB), BWP on request.

Equipment variants for type CWP on request.

For lockable drawers, the drawer key must be removed before locking the safe, otherwise the safe door cannot be closed.



# Information about Locks

## Key Locks

Wertheim safes are equipped exclusively with tested key locks and are supplied with 2 keys standard. For safes in resistance grade III - VKB, the key locks are adjustable, which means that if a key is lost, the lock can be changed to new keys without changing the lock (an old key is required).

### ⊕ Advantages of a key lock

With a key lock, you don't need to remember any code and the safe can be opened quickly and easily with the key. Furthermore, it is always easy to know who the owner(s) of the keys to the safe is/are.

### ⊖ Disadvantages of a key lock

Key storage must be carefully considered. Carrying it on your key ring immediately tells a trained thief that you have a safe. And in the event of an attempted break-in, the thief will immediately realise that the safe is locked with a key and may look for it. Insurance companies are not liable if the safe was opened undamaged, i.e. with a key.

## Mechanical Number Locks

Mechanical number locks are operated manually, by turning a number dial in a predetermined sequence.

### ⊕ Advantages of a mechanical number lock

Mechanical number locks are intellectual locking systems and relieve from the problem of key storage. The code entry cannot be viewed. The code can be changed as often as required with a changeover key after it has opened with the current code. Another advantage of a mechanical number lock is that no batteries are required.

### ⊖ Disadvantages of a mechanical number lock

Opening a mechanical number lock requires some precision. If you have turned it too far, this error cannot be corrected by turning it back and the setting process must be restarted.



# Standard Locks for Safes

## Electronic Locks

Electronic locks, as the latest state of the art, offer a high security standard as well as maximum ease of use thanks to code entry via a keypad. The required batteries are included in the scope of delivery.

### ⊕ Advantages of an electronic lock

Electronic locks are intellectual locking systems and eliminate the problem of key storage. The code can be changed as often as required via the keypad after opening with the current code. Replacing the batteries is also easy. When the battery is low, this is indicated acoustically and visually on the input unit. Even if the battery is flat, the code is not lost and the safe can be opened as usual after replacing the batteries.



### NOTE ON LOCKS WITH CODE ENTRY

Do not enter any personal data, such as date of birth, when selecting the code. For security reasons, change the factory code set immediately upon commissioning. It is also advisable to change the code at irregular intervals.



### Key Lock Wittkopp 2648

Class VdS 1 / EN1300 A key lock, delivery includes 2 keys (die-cast, key length: 95 mm, AP/BP series: 145 mm)  
*optional:* More resistant brass keys, additional keys




### Key Lock S&G (adjustable)

Class VdS 2 / EN1300 B key lock, delivery includes 2 keys (brass, key length: 140 mm, CP series: 165 mm), DWS(KB), EWS(KB) series: Supplied with 1 key guide tube and 2 key bits  
*optional:* Additional keys/key bits, key guide tubes



### Electronic Lock Wittkopp Primor 2600

Class VdS 2 / EN1300 B electronic lock, 6-digit code, integrated battery compartment inside the key pad, 1 master code, 1 user code, incorrect code blocking, time delay



### Electronic Lock dormakaba Combi B 90

Class VdS 2 / EN1300 B electronic lock, 8-digit code, integrated battery compartment inside the keypad, opening also possible with emergency key, 1 manager code, 88 user codes, incorrect code blocking, time delay, four-eye identification, audit function with optional software  
*optional:* Keypad in matt chrome, software, alarm box for silent alarm and remote locking, audit and programming software set, external power supply with 9V adapter or 12V adapter for optional alarm box



### Electronic Lock Wittkopp Primor 3000

Class VdS 2 / EN1300 B motorized electronic lock, integrated battery compartment inside the keypad

Level 5 (6-digit code): 1 master code, 1 user code, incorrect code blocking, time delay

Level 15 (7-digit code): 1 master code, 9 user codes, incorrect code blocking, time delay

**optional:** Keypad bright chrome-plated or gold-plated, alarm box for silent alarm and remote locking (Level 15)




### Electronic Lock S&G Titan

Class VdS 2 / EN1300 B electronic lock, 6-digit code, illumination of the keypad, integrated battery compartment inside the keypad,

1 master code, 8 user codes, incorrect code blocking, time delay, four-eye identification

**optional:** Alarm interface module for silent alarm and remote locking



### Electronic Lock M-Locks EM2520

Class VdS 2 / EN1300 B electronic lock, 6-digit code, 1 manager code, 1 user code, incorrect code blocking, time delay, separate battery compartment in safe



### Electronic Lock dormakaba Paxos advance IP Set 1 (Keypad)

Class VdS 2 / EN1300 B high-security electronic lock, 8-digit code, Full system redundancy (highest reliability and availability). integrated battery compartment inside the keypad, motor bolt lock, 1 master code, 94 user codes, incorrect code blocking, time delay, time functions, several opening options: parallel mode, partial locking; audit function with optional software, **optional:** I/O box for silent alarm and remote locking, battery pack, power supply unit, programming/audit software, keypad with rotary knob for spy-proof code entry



### Mechanical Number Lock La Gard 3390 SZ/VZ

Adjustable 3-wheel combination lock

SZ: Class VdS 1 / EN1300 A | VZ: Class VdS 2 / EN1300 B, approx. 1 million theoretical settings

Fig. Knob set for series: AL, AN, AP, BG, BM, BP, CM, CP, AWS, BWS, BWP, CWP, AMS



### Mechanical Number Lock La Gard 3390 VZ

Adjustable 3-wheel combination lock class VdS 2 / EN1300 B, approx. 1 million theoretical settings

Fig. Knob set LG1730 for types: DWS(KB), EWS(KB)

#### MORE LOCKS

We also offer other lock models for customized solutions on request.



# Optional Accessories


Wertheim offers a wide range of accessories. Different customer requirements can be taken into account.

Please note that the shown accessory variants depend on the safe model. Kindly check the respective model page.



## VdS-approved Steel Plinth

For a comfortable use there is the possibility to put the safe on a VdS-approved steel plinth. The plinth height can be selected from 65 mm to 800 mm. Steel plinths are available for the following safe models: AL, AN, AWS, BG, BM, BWS and CM.



## Fire Protection Door Rebate Seal

Safes that do not offer certified fire protection can be fitted with an optional fire protection door rebate seal.



## Interior Lighting

The aluminium-look LED light with integrated motion detector is battery-operated and rechargeable via micro USB. It is magnetic and can therefore be placed anywhere in the safe. Dimensions: 100 x 70 x 10,6 mm



## IAS Switch Set for Alarm Systems

Models with IAS connection preparation can be ordered with a switch set. VdS-approved alarm detectors and distribution boxes (top side of safe door and inside of safe ceiling) enable correct monitoring of the door position and locking status. The switch set is installed by Wertheim, connection and fine adjustment have to be done on site.



**NOTE:** If a drawer/pull-out shelf is installed in the top position, a switch set is not possible for grade I, II and type CP safes. The connecting cable (door/car-cass) is designed here as a hanging loop.



## Additional Anchoring/Cable Holes

It is possible to prepare the safe (after technical inspection) with additional anchoring or cable holes, in addition to the standard holes, at customer-specified positions (side wall, rear wall, ceiling, floor).



**NOTE:** Take care of possible equipment/interior when choosing the position of additional holes - especially in the side wall. 1 piece of anchoring material is included as standard in the scope of delivery. If additional anchors are required, this must be mentioned when ordering.



## Regulations & Tips

The important question is what you want to store in your safe. Valuables such as cash, jewellery, photographic and film equipment, savings books, securities, documents, data, etc. are often irreplaceable and should be kept safe in tested and therefore insurable safes. The extensive range offers the right safe for every need. When making your choice, bear in mind that your space requirements will continue to grow in future.

To find the right safe for you and receive detailed, non-binding advice, we look forward to you visiting our showroom or a Wertheim specialist retailer near your location. You are also welcome to call us on +43 2236 320 350 or send us an e-mail to [office@wertheim.at](mailto:office@wertheim.at).

## Location

Choose a place for your safe that is preferably concealed from view. Pay attention to the permissible floor load and, if the safe is equipped with an electronic lock, observe the ambient conditions such as temperature and humidity.

The safe must always be flush with the part of the building to be anchored (floor/wall). Gaps or easily removable gaps are not permitted. Skirting boards, cupboard base etc. must therefore be removed or cut out by the customer before delivery.

For free-standing safes with a low height, there is the option of placing the safe on a VdS-approved plinth to ensure user-friendly access.



### NOTE ON WALL SAFES

Areas under stairs often offer sufficient wall thickness for the installation of wall safes. Chimney walls are not suitable for the installation of wall safes (see also installation guidelines on page 46). You can also select the installation height of wall safes so that the locking system is easy to operate.

## Anchoring according to Regulations

Safes weighing less than 1.000 kg must be firmly anchored in accordance with EN 1143-1.

Wertheim supplies all tested safes with preparation for floor anchoring, for resistance grade I - III (except CWP) additional with preparation for rear wall anchoring. Additional holes can be provided on request.

The anchoring material is included with all safes under 1.000 kg; additional anchors must be mentioned when ordering.

Make sure that there is no tubing or wiring below or behind the chosen anchoring area; for floor anchoring, load-bearing concrete is preferable - anchoring only in the screed is not sufficient. The safe must be flush with the wall and the customer must clear the area. A conformity declaration is issued for presentation to the insurer during installation.



### NOTE ON ASSEMBLY

Please note that wall mounting (cantilever) is not possible. If manufacturer-compliant anchoring cannot be carried out due to structural conditions, the insurer can reduce the classification of the security class. We recommend that you clarify this with your insurer in advance.



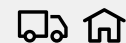




## Lean back and have it delivered

Even before you order your safe, it is important to clarify the transport route and the place of installation.

Wertheim offers a delivery service in Austria and Germany via selected companies. Two types of delivery are available.



### **Delivery free Curbside**

Curbside of destination, goods unloaded, not arranged, (at ground level, without steps, etc.)



### **Delivery with insurance-compliant Installation**

Installation at place of destination, incl. installation (2-men-team), well accessible, incl. 1 hour working time. For safes weighing less than 1.000 kg included anchoring according to regulations.

We are also happy to offer special transport (4-men team, crane installation, etc.) on request. If required, we also offer an on-site visit.



**NOTE:** A completed transport questionnaire is essential for smooth transport processing, including installation. This must include some important information about the transport route outside and inside the building as well as the installation location.

You can find the transport questionnaire at [www.wertheim.at/en/download-center/](http://www.wertheim.at/en/download-center/)



## Get Expert Guidance in our Showroom in Guntramsdorf

We present a comprehensive selection of security solutions in our showroom in Guntramsdorf. Immerse yourself and experience the fascinating world of Wertheim up close, where maximum protection meets innovative technology and attractive design.



**Wertheim Vertriebs GmbH · Headquarters**  
Danfoss-Straße 6 · 2353 Guntramsdorf · Austria  
Tel +43 2236 320 350  
office@wertheim.at  
[www.wertheim.at](http://www.wertheim.at)

